

Weekly Homework—Shape 2

5 worksheets are provided, one for each weekday.

The format of the worksheet is simple and the it remains the same for each day of the week. This allows students to become familiar with the work routine expected and this will allow them to increase in confidence and independence over the course of the week. You may need to still read the instructions to them.

Key vocabulary:

Rectangle

Diamond

Star

Please look for opportunities to use these words over the course of the week in you everyday activities. The more you use these words in other contexts the more your child will be likely to learn them and generalize their understanding e.g. the screen on the computer is a rectangle.

(PS if you do not have colours write the name of the shape on the box or put the initial letter)




Shapes Homework sheet 1

Colour the shapes

Rectangle red

Star blue

Diamond yellow



How many?
rectangle =

Star =

Diamond =







Shapes Homework sheet 2

Colour the shapes

Rectangle green

Star pink

Diamond orange




How many?

rectangle =

Star =

Diamond =




Shapes Homework sheet 3

Colour the shapes

Rectangle black

Star purple

Diamond green




How many?

rectangle =

Star =

Diamond =







Shapes Homework sheet 4

Colour the shapes

Rectangle red

Star blue

Diamond yellow




How many?

rectangle =

Star =

Diamond =






Shapes Homework sheet 5

Colour the shapes

Rectangle red

Star blue

Diamond yellow




How many?

rectangle =

Star =

Diamond =






Shapes Homework sheet 5

Colour the shapes

Rectangle red

Star blue

Diamond yellow



How many?

rectangle =

Star =

Diamond =

