

# Reading at Home



## General Tips:

### Instructional level Text

Students should be reading books with 90 - 95% accuracy. If they are making more mistakes than this the book is too hard!

If your child can read a book, but does not understand what they are reading try an easier book for now.

### The Silent Point

When students are reading we want to interrupt them as little as possible. If they make an error silently point to the word with a finger or pen. If they fail to correct themselves simply tell them the word. Once you have finished reading go back and review these errors.

### Shared Reading

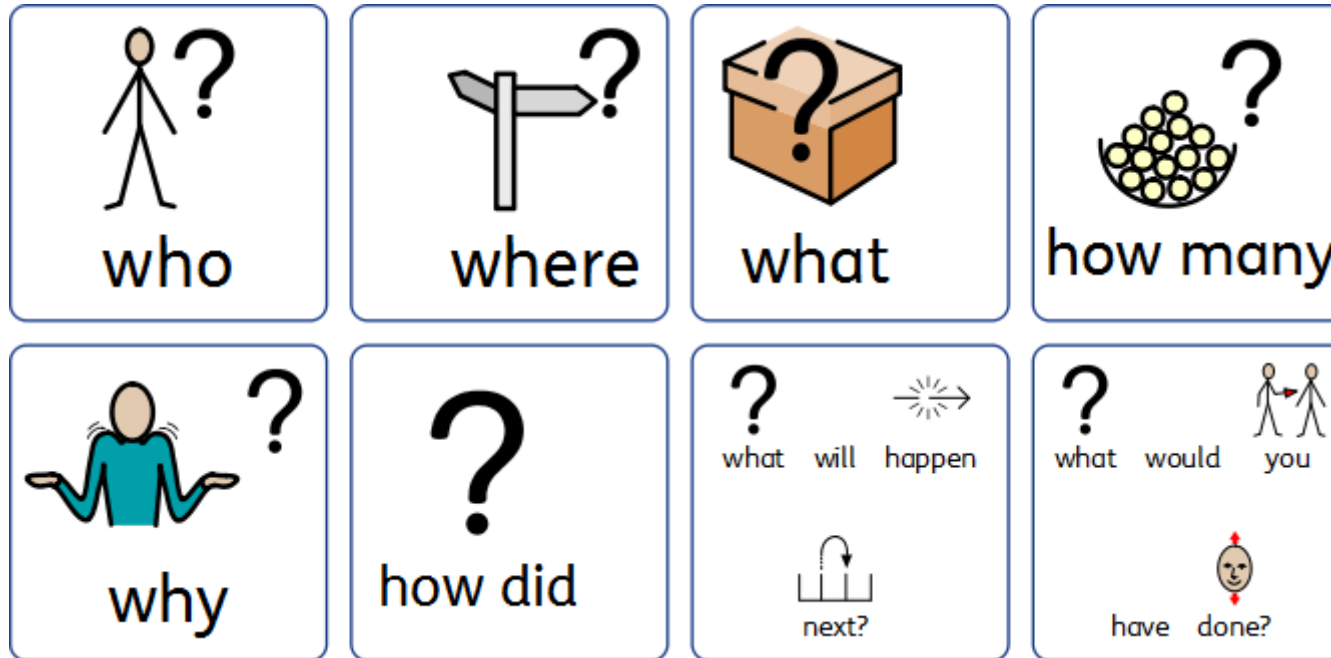
This is a very simple technique to use with reluctant or unconfident readers.

Choose a simple book without too much text. Pictures are good to support understanding.

- **Adult reads a sentence pointing to each word.**
- **Adult and child read the same sentence together pointing to each word.**
- **Child reads the same sentence on their own.**

# Reading at Home


We want to make such children understand what they are reading. Below are some visuals to help you ask questions. Cut these out and show them as you ask questions.



- Read books more than once. Your child will become more confident at answering these comprehension questions., especially if you model answering them first.
- Ask similar questions as you are doing everyday activities around the house. Use the visuals if it is convenient.

# Reading at Home

It is particularly difficult for students to answer questions about characters feelings and motivations. Here are some emotion visuals to help you do this:



Model these emotion words in your everyday activities. Say things like:

“I am upset because I’ve broken my favourite mug.”

“Mum is excited because her Amazon delivery is here.”




who



where



what



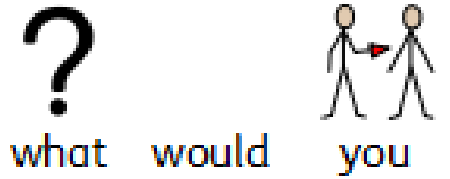
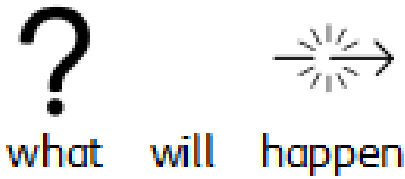
how many




why




how did






excited



surprised




worried




angry



upset



proud



scared



embarrassed