






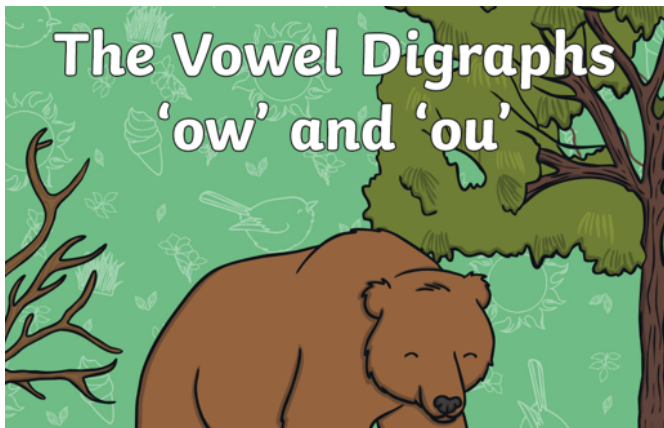


Timetable	Activities for Year 1 : 8th - 12th June Colour in 1 star for each completed task.	
Phonics Choose Phase 4/5  ☆☆☆☆ ☆	You choose ONE or TWO of these (20mins):- 1. Try a worksheet or game from the pack. 2. Watch Mrs Meaker's Phonics on Youtube 3. Online games Phase 4 or 5 phonicsplay Username: march2020 Password: home 4. Watch alphablocks on Youtube, choose Level 5	 Handwriting Worksheets 15mins per day - slow and careful! ☆☆☆☆☆
 ☆☆☆☆ ☆☆	Watch daily videos Then try daily worksheets or you can use toys or counters to do similar practically together. Day 1 - Adding by making 10 - Video here : https://vimeo.com/415618052 Day 2 - Subtract within 20 https://vimeo.com/415826239 Day 3 - Add and Subtract Worded problems https://vimeo.com/415826496 Day 4 - Compare Number Sentences https://vimeo.com/415827395	
Move Around! disco brain dance OR Joe's 5 minute moves Have a drink!		
 ☆☆☆☆ ☆☆	Monday - read the story of Sidney Spider Tuesday - Quiz Wednesday - Explore words / Handwriting letter Thursday - mini-beast hunt Friday - Make a fact file about your mini-beast	
Break	Eat your lunch! Play time! Click to try this piano game	
 Special	History - Learn about Rosa Parks. Choose activities from the sheet.	
Story Time Snack time	getepic.com try this site if you've run out of books to read. OR ask at school.	
 PE	1. Make a crazy golf course in your house or outside. Use a pair of socks for the ball. 2. Do a speed test running challenge outside 3. Joe Wicks P.E. 4. family.gonoodle ☆☆☆☆☆	
	☆☆ 1. Tell me what you did well today on the Year 1 blog. Go to SJSP website! - Home Learning - Class Blogs - Year 1 ☆ 2. Write a prayer ☆☆ 3. Write yourself a star award for the week. ☆ 4. Share your learning with me at admin@sjsp.islington.sch.uk. (photo of a drawing/ writing/ maths/ science)	



The digraph 'ou' is also used to spell the /oo/ sound in one of your tricky words.

Can you and your partner think of that word?



we are looking at spelling words with
the vowel digraphs 'ow' and 'ou'.

now

out

about



how



brown



town



mouth



sound



you



down

Draw the Word

Split into two teams. One person picks a word to try to draw. You mustn't talk, act, or make sounds. Your team must guess it before the timer runs out. Good luck!

down

brown

town

sound

out

mouth





Learning Spellings
should be fun!

Make a tray with pasta, rice, flour,
sugar or hundreds and thousands

Practice writing your spellings in the
tray.

Keep going! Don't give up!

Here are this week's spellings to practise.

Work hard to learn them!	now	out	Don't forget the rule we have looked at today.
	how	about	
	brown	mouth	
	down	sound	
	town	you*	

Tricky word spellings to learn.

with

then

don't

could

The Digraphs 'ow' and 'ou'

d d t r h r i i u
h o w t o w n i j
t w s a b o u t f
l n j q q v q l u
b d p q m b z d l
r a o s o u n d w
o u c f u v n n k
w x a m t y o u r
n l z j h s w m a

now
how
brown
down
town

out
about
mouth
sound
you

Snakes and Ladders



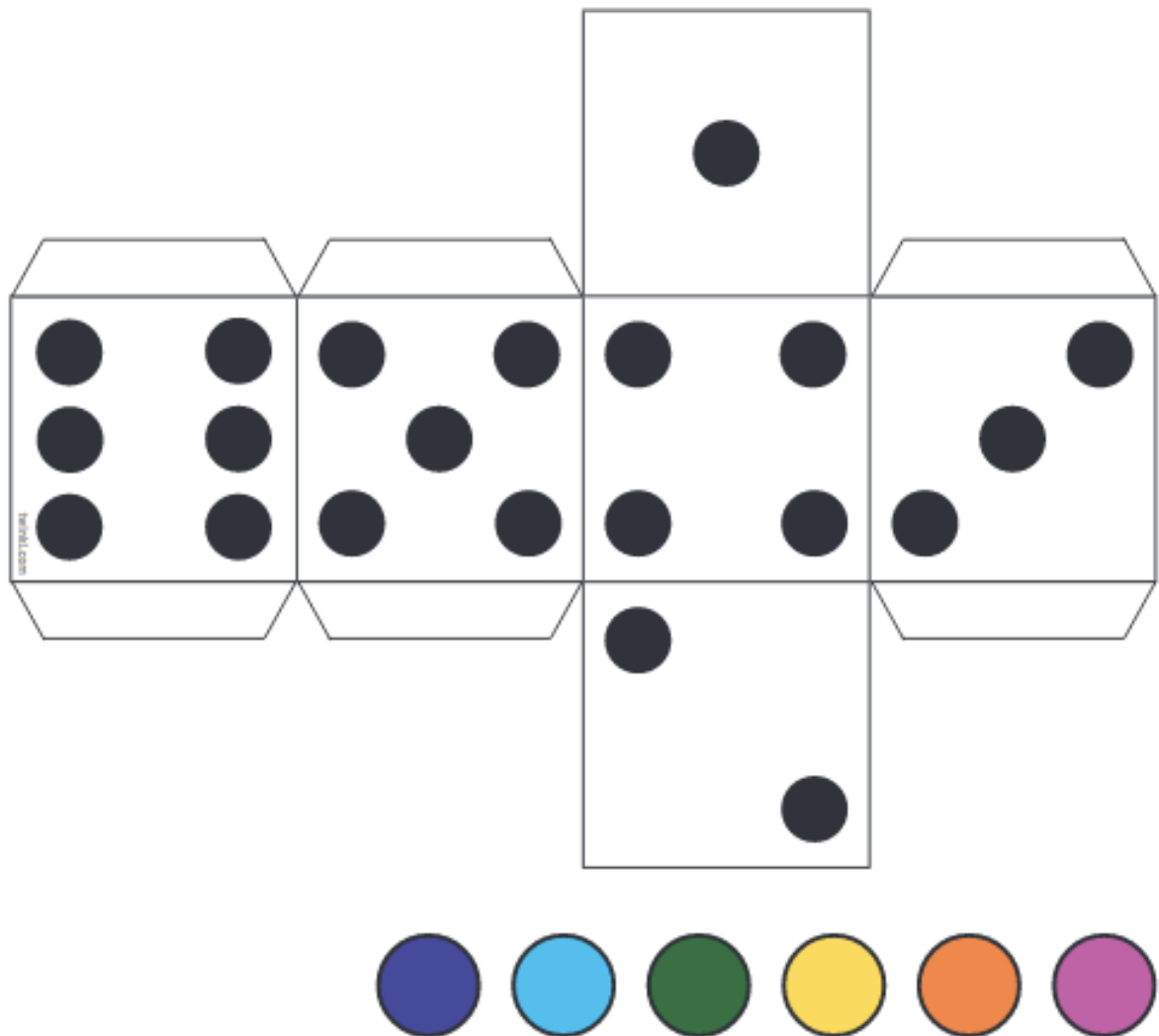
You will need...

- The Snakes and Ladders Board Game board
- A dice
- A counter per player

How to play...

1. Players take it in turns to roll the dice. The player with the highest number goes first, the person with the second highest goes second and so on.
2. The player moves the counter the number of spaces shown on the dice.
3. If a player lands on a snake's head, the player's counter slides down to the square at the snake's tail.
4. If a player lands on the bottom of a ladder, the player's counter climbs up to the square at the top of the ladder.
5. The first player to reach 100 is the winner!

100	99	escape	97	96	95	like	93	92	91
81	82	83	84	85	ripe	who	88	89	90
80	where	78	77	pine	75	74	73	again	71
61	slide	63	water	65	66	67	68	69	gene
60	59	58	scene	56	looked	54	53	asked	51
41	called	43	44	make	46	47	time	49	50
40	39	38	day	36	people	34	33	32	Mrs
21	Mr	23	24	25	26	27	28	29	30
20	stray	18	17	16	oh	14	glue	12	race
1	2	3	4	emaze	6	7	8	9	their









You can cut out and glue or sellotape this dice and use it to play Snakes and Ladders and the roll and read on the next page!

Don't throw it away yet!







Next Page = 2 different games of
Connect 4 - Roll and Read - Dice + 2 coloured pencils
or collection of coloured counters for each play (like connect four game)

Roll the dice - read the word next to your number. Colour in the rectangle or put one of your counters on it if you get it right. Can you get 4 in a row? Across, diagonal, up or down!



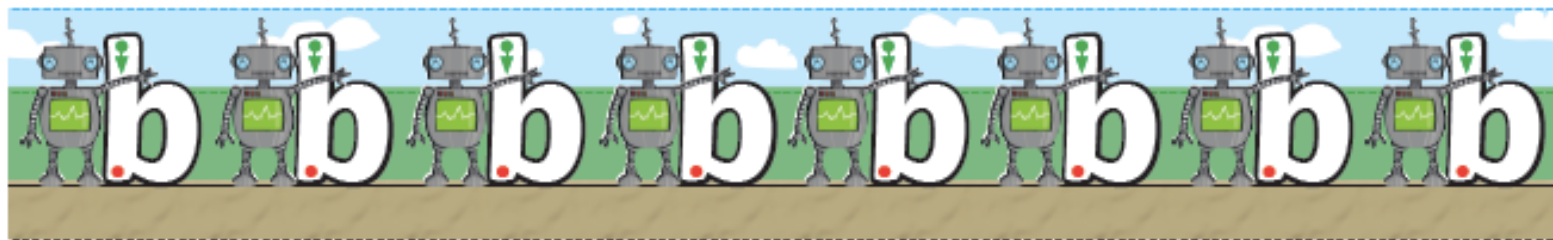
Connect 4 Game Boards x 2 - Roll the dice, read the word & colour in. Try to get 4 in a row.

	grew	chew	crew	flew	threw
	screw	blew	grew	chew	flew
	chew	flew	threw	screw	grew
	grew	screw	chew	flew	threw
	flew	grew	threw	screw	chew
	threw	chew	flew	grew	blew

Phase 5 Roll and Read - ew

	found	mountain	out	sound	mouth
	out	mouth	mountain	found	ground
	sound	count	ground	mouth	mountain
	round	ground	found	sound	out
	cloud	sound	mouth	mountain	ground
	mouth	found	ground	round	sound

Phase 5 Roll and Read - ou





UNIT
15

Focus

Name _____ Date _____



A Trace and write the pattern and the letters.

eee eee

ed ed

le le

te te

B Trace and write the words.

bed bed



led led

ted ted





A Trace and write the letters and the words.

eg

ed

peg

leg

Ted

Jed

B Trace and write the sentence.

Jed's bed has no legs.



UNIT
16

Focus

Name _____ Date _____



A Trace and write the pattern and the letters.

ic ic ic ic

id id

ig ig

iu iu

B Trace and write the words.

lid lid

dig dig

Stig Stig





A Trace and write the words.

big bigger

dig digger

bid bidder

B Trace and write the sentence.

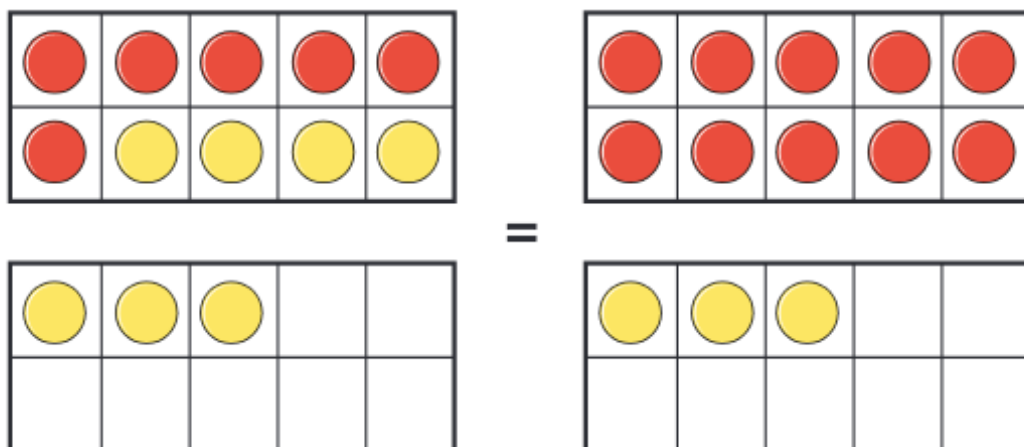
The big digger hid a lid.

Stig made it bigger and bigger.



Add by making 10

I The ten frames show that $6 + 7$ is the same as $10 + 3$




Draw counters to show that $5 + 6$ is the same as $10 + 1$


Four empty ten frames are provided for the student to draw counters. Each ten frame consists of two rows of five cells each.





2 Complete the additions.

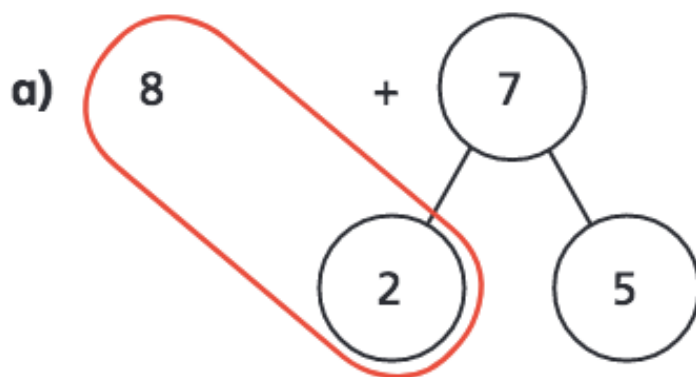
Use ten frames to help you.

a) $8 + 3 = 10 +$ 

b) $9 + 7 = 10 +$ 

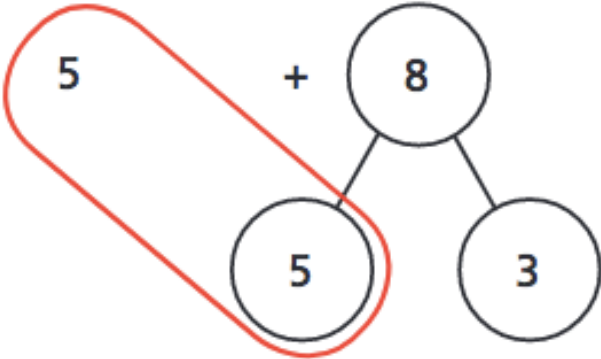
c) $7 + 5 = 10 +$ 

d) $6 + 8 = 10 +$ 

3 Use number bonds to complete the additions.
The first one has been done for you.

$$10 + 5 = 15$$

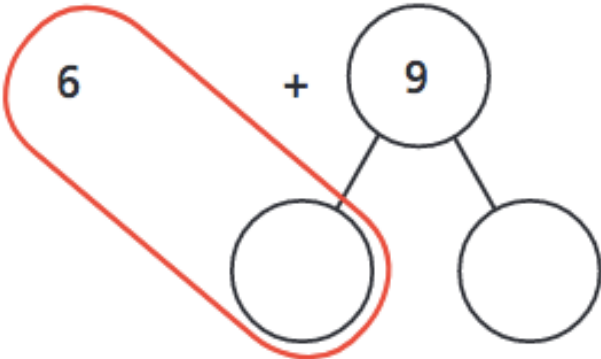
b)



$$5 + 3 = \boxed{}$$

10 + 3 = $\boxed{}$

c)



$$\boxed{} + \boxed{} = \boxed{}$$

Subtraction – crossing 10 (1)

- 1** Rosie has 15 cakes.



Her friends eat 6 cakes.

How many cakes does Rosie have left?

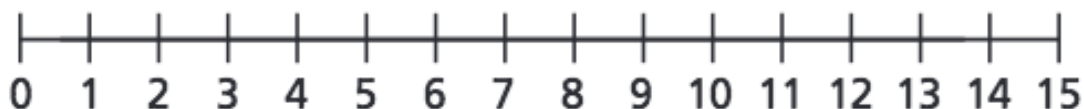
$$\square - \square = \square$$

Rosie has cakes left.

- 2** Jack has 13 stickers.

He gives 7 stickers to Dora.

How many stickers does Jack have left?



$$\square - \square = \square$$

Jack has stickers left.

- 3** Ron and Eva have worked out $12 - 5$ on a number line.

Ron's method



Eva's method

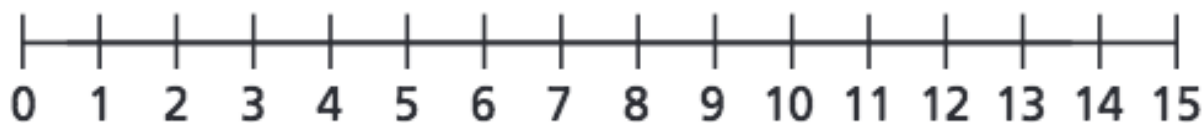


- a) What is the same and what is different?
- b) Use Eva's method to complete the subtractions.

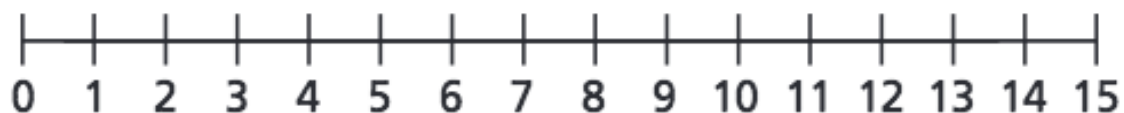
$$12 - 6 =$$



$$15 - 8 =$$



$$14 - 9 = \square$$

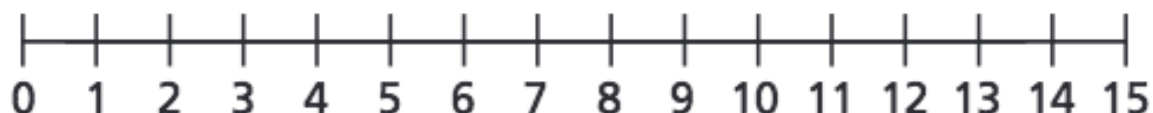


4 Fill in the missing numbers.

$$14 - \square = 8$$



$$\square - 6 = 7$$



Subtraction – crossing 10 (2)

1 Jack has 11 apples.

Mo has 5 apples.

Jack	11
Mo	5

How many more apples does Jack have than Mo?

Tick the number sentence that answers the question.

$$11 + 5 = 16$$

$$11 - 5 = 6$$

2 Eva has 13 sweets.

Teddy has 6 sweets.

How many more sweets does Eva have than Teddy?

$$\square - \square = \square$$

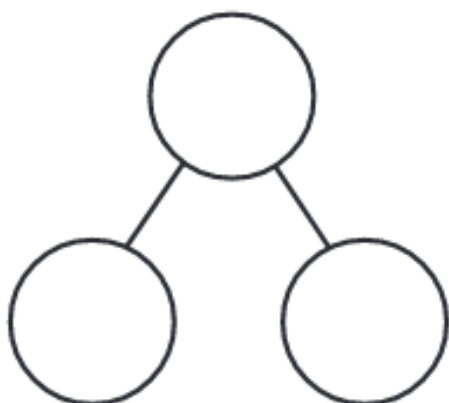
Eva has more sweets than Teddy.

3 There are 17 animals on a farm.

There are 9 horses.

The rest of the animals are sheep.


a) How many sheep are there?



$$\square - \square = \square$$

There are \square sheep.

4



a) Choose two cards to complete the subtraction.

$$\begin{array}{|c|} \hline 1 \\ \hline \end{array} \begin{array}{|c|} \hline \\ \hline \end{array} - \begin{array}{|c|} \hline \\ \hline \end{array} = \begin{array}{|c|} \hline \\ \hline \end{array}$$

b) How many different subtractions can you make?

Work out the answer to each one.

Compare number sentences

- I** Draw counters to show each addition.
Use two different colours.

a) $9 + 3$

b) $6 + 7$

c) $11 + 2$

- d) Write the missing phrase.

less than

greater than

equal to

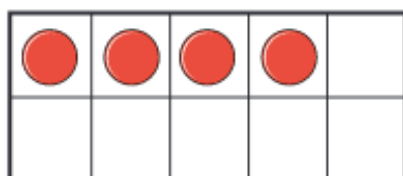
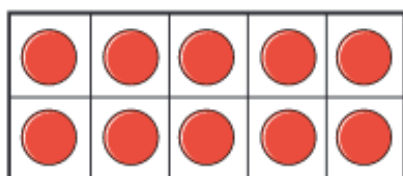
$9 + 3$ is _____ $6 + 7$

$11 + 2$ is _____ $9 + 3$

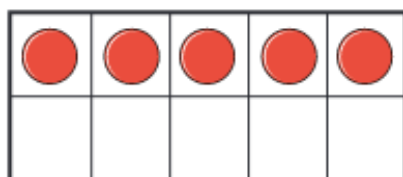
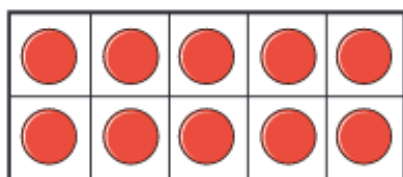
$6 + 7$ is _____ $11 + 2$

2 Cross out counters to show each subtraction.

$14 - 5$



$15 - 6$



Write the missing phrase.

less than

greater than

equal to

$14 - 5$ _____ $15 - 6$

3 Write $<$, $>$ or $=$ to compare the number sentences.

a) $12 + 3$  $12 - 3$

b) $17 - 4$  $17 - 6$

c) $13 + 6$ $6 + 13$

d) $14 - 4$ $1 + 0$

Did you have to work them all out?

4 Complete the number sentence.

$$\square + \square = \square - \square$$

How many ways can you complete the number sentence?



Friday Challenges

Challenge 1

Jane is standing in a queue.

There are 5 people in front of her.

There are 2 people behind her.

How many people are in the queue?



Challenge 2



Rosie

I have 80 pence.

I have 12 pence.



Mo

Rosie gives Mo 25 pence.

How much more money does Rosie have than Mo now?



Friday Revise Coins

1 Match the coin to the amount.



2 pounds
2 pence
50 pence
1 pence
1 pound
10 pence
5 pence
20 pence

4 Mo has one coin in his hand.

I have more than 2 pence,
but less than 1 pound.




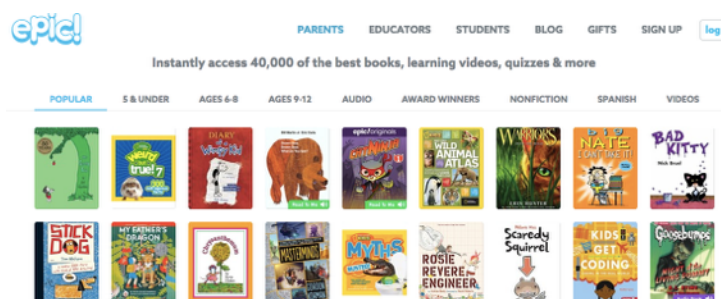
Draw Mo's coin.

What is the value of Mo's coin?

 p

Try getepic.com

It's free to sign up and
has lots of books for
you to read and
quizzes too!



Sidney Spider - A Tale of Friendship

Once upon a time, there was a large spotted spider called Sidney who lived in the top corner of Mrs Brown's shed. He was a very special spider because he spun beautiful golden webs, but Sidney was lonely. When he arrived last year, all the other spiders said, "Go away, Sidney. We don't want you here. You'll steal all our prey with your golden webs." So, Sidney hid away in his dark corner feeling sad.

One bright, sunny morning, Mrs Brown decided to spring clean her shed. So, she opened up the door and banged her broom, feather duster and dustpan down on the floor. Sidney and all the other spiders in the shed shivered in fear. Soon, Mrs Brown started to sing Incy Wincy Spider at the top of her voice and Sidney shivered a bit more. Then Mrs Brown picked up her broom and started to sweep: swish, swash, swish, swash, swish, swash.

Sidney looked down from his deep, dark corner and saw Mrs Brown's broom coming closer and closer and closer: swish, swash, swish, swash, swish, swash. "Help!" cried Sidney. "Please help me." Luckily, Susie, a tiny house spider, heard him. "I'm in the old flowerpot behind the spade," squeaked Susie. "Throw out your line and come and hide with me." So, Sidney threw out a fine golden thread and landed gently in Susie's flowerpot. "Thank you, Susie," said Sidney smiling.

A few minutes later, Sidney and Susie heard: swish, swash, swish, swash, swish, swash. Oh no, Mrs Brown's broom was

heading for the flowerpot. "Help!" cried Sidney and Susie. "Please help us."

Luckily, Stanley, an ancient spider, heard them. "I'm in the red welly boot under the bench," mumbled Stanley. "Throw out your line and come and hide with me."

So, Sidney threw out a fine golden thread and grabbed Susie. Together they landed with a gentle thump in the old red welly boot. "Thank you, Stanley," said Sidney and Susie smiling.

A few minutes later, Sidney, Susie and Stanley heard: swish, swash, swish, swash, swish, swash. Oh no, Mrs Brown's broom was heading for the red welly boot. Mrs Brown bent over to pick up the boot but, luckily, her phone rang at that very moment. "I will come immediately," they heard her say. So, Mrs Brown picked up her broom, feather duster and dustpan and rushed out of the door.

"Hooray!" said Sidney, Susie and Stanley. "Come on everyone, let's have a party!" they said.






So, all the other spiders crawled out of the holes. First, they all shook one of Sidney's legs to welcome him. Next, they danced a special spider

dance in the middle of the shed. After that, Sidney knew that he would never be lonely again.



Monday

★ Share the story of Sidney the Spider with a grown-up and talk about the story together. Then fill in Sidney's sticky notes.





★Read the story together again
Can you work out who said what?

Tuesday

I'm in the red welly boot
under the bench



I'm in the old flowerpot
behind the spade



Hooray!

Go away, Sidney.
We don't want you here.

I will come
immediately

Tuesday

★Quiz time

1. Where did Sidney live at the start of the story?
2. Why was Sidney a special spider?
3. Why didn't the other spiders like Sidney?
4. What song did Mrs Brown like to sing?
5. Why did Sidney shiver with fear?
6. Why do you think Mrs Brown rushed out of the shed?
7. What made Sidney happy at the end of the story?
How do you know?

★ Mrs Brown liked to sing, *Incy Wincy Spider*. You could ask a grown up to find the song on YouTube. Then you can sing along and make up some actions.

★ Or you can say the words yourself with members of your family:

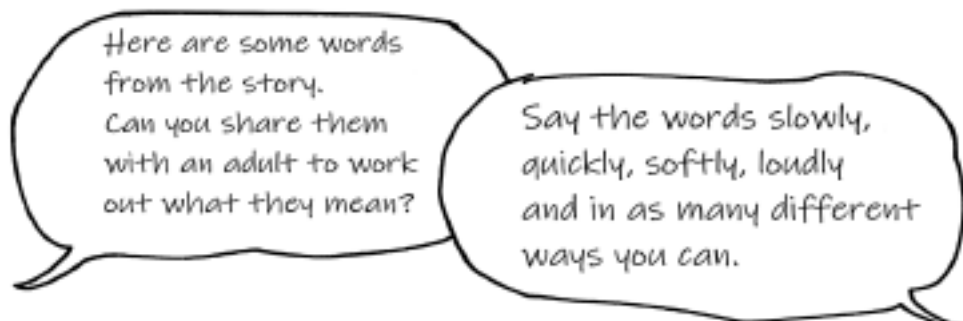
*Incy Wincy Spider climbed up the water spout
Down came the rain and washed the spider out
Out came the sun and dried up all the rain
So, Incy Wincy Spider climbed up the spout again.*

★ Now make up some actions to go with the words

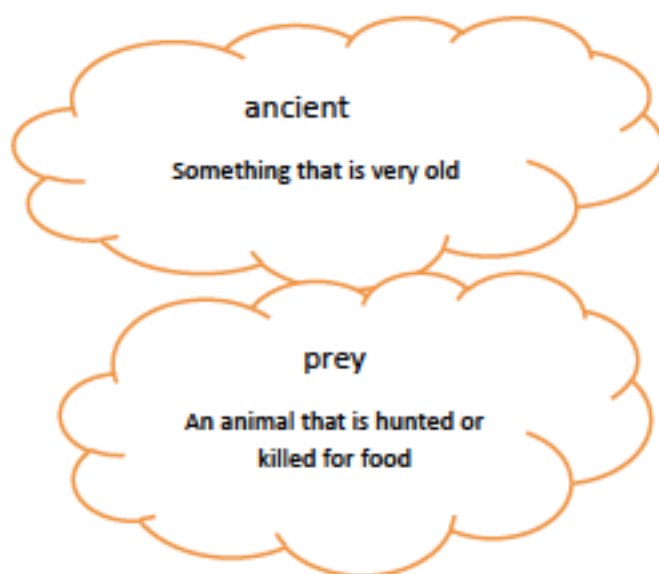


Wednesday

★Exploring



★Can you find four things in your house that are ancient?



★Can you name four animals that hunt for their prey?

Wednesday

★Sidney Spider wrote a letter to his new friends but he's not very good at full stops and capital letters. Can you add them into his letter in the correct place?

dear spiders,

thank you for keeping me safe from
mrs brown's broom she nearly swept
me into her dustpan I had a lovely
time at our spider party I'm very
happy to have some new spider
friends and I'll help you when you
have a problem

love Sidney xx

★Sidney has very spidery handwriting. Can you write out his letter in your very best handwriting?

Wednesday



Thursday



- I could hide *in* a _____
- I could hide *in* a _____
- I could hide *under* a _____
- I could hide *on top of* a _____
- I could hide *next to* a _____

Thursday

Spider Fact File

★ Read the fact file with a grown up.

★ Can you add anything else about spiders?

<i>What it looks like</i>	Spiders have 8 legs. Their bodies are in two parts.
<i>Where it lives</i>	Most spiders like to live in shadowy places.
<i>What it eats</i>	Most spiders eat flies and other insects.
<i>An unusual fact</i>	Spiders spin webs with a strong silk thread.
<i>Other interesting information</i>	Spiders are not insects. They are arachnids.



Thursday or Friday

Mini-beast hunting!

Can you go outside and look at some different creatures?
If you pick them up, make sure you put them back in the same place and wash your hands afterwards.

★ Now write down what you found. Try to use and to make a longer sentence.

My turn: First, I went to the steps and I saw three black ants.

Your turn. Write on the lines below. These words might help you.

and saw found ant woodlouse
caterpillar butterfly

First, I went to _____

Next, I went to _____

After that, I went to _____

Finally, I went to _____



My fact file

★ Can you make a fact file for one of the mini-beast creatures you found?

<i>What it looks like</i>	
<i>Where it lives</i>	
<i>What it eats</i>	
<i>An unusual fact</i>	
<i>Other interesting information</i>	

★ Draw a picture of your creature.



Party time!




★ Sidney wants to bake some very special spider biscuits for his party. Perhaps a grown up can help

<https://www.bbcgoodfood.com/recipes/spider-biscuits>



There are lots of other spidery baking recipes on the internet.
Perhaps you could try some others with a grown up.

<p>https://www.youtube.com/watch?v=Zm9qhyh4TJk&list=PLvuT1Bjs2VSF0Yqahj8VAKBwyYFnLJlDa&index=7&t=0s</p> <p>Exercise</p> <p><u>Try these amazing workouts:</u></p> <p>Captain Avenger Frozen Batman</p>	<div data-bbox="948 232 1331 356" data-label="Image"> </div> <h2 data-bbox="900 405 1382 483">Activity Ideas</h2>
	<p><u>Cooking</u></p> <p>Make the spider biscuits to go with the Sydney Spider story! Organise a spider-themed party! Don't forget to decorate your room!</p>
<p><u>History</u> - Learn about Rosa Parks.</p> <p>Talk about the Black Lives Matter campaign and the protests in USA.</p> <p>Activities and Videos page 42</p> <p><u>https://www.bbc.co.uk/bitesize/articles/zdw26v4</u></p> <p>Make a poster about <u>Rosa Parks</u></p>	<p><u>Where does our food come from?</u></p> <p>Can you make a poster to show where some of our food comes from?</p> <p>Meet the food growers around the world!</p> <p>Here are some videos you could watch for your research.</p> <p>Ideas - bread - potatoes, eggs - bananas</p> <p><u>https://www.youtube.com/user/EatHappyProject</u></p>
<p><u>Art :</u></p> <ol style="list-style-type: none"> 1. Draw a mini-beast from your hunt. 2. Draw Rosa Parks portrait. 3. Design a poster supporting Rosa Parks -Or about saying NO to racism. 	<p><u>Science</u> : Learn about habitats</p> <p><u>https://www.bbc.co.uk/bitesize/articles/zjnw7nb</u></p> <p>Watch this video.</p> <p>Make a poster or model to show a habitat and who lives there.</p>



HISTORY IN THE MAKING

This week, we have been seeing a lot in the news about the riots in USA and protests in London too. What does Black Lives Matter mean?

Talk about it together with your family.

What job are the police supposed to do? What can we do to make sure this never happens again?



We are watching history in action. Now learn about a significant person in history.

Rosa Parks.



A photograph of Rosa Parks.

Watch :

<https://www.bbc.co.uk/bitesize/articles/zdw26v4>

What do you think about this video? It is a true story.

In 1950s America black people were treated unfairly. One person who tried to change this was Rosa Parks.

At that time, southern states in America had something called 'segregation'. This meant people of different skin colours had separate schools, restaurants, and even toilets. Segregation happened on buses too.

On December 1, 1955, Rosa was in a bus seat for black people, but the white peoples' seats were full. The driver wanted Rosa to give her seat to a white person, but Rosa refused.

She was arrested and taken to jail for a few hours.

Rosa didn't fight alone, though. People organised a bus boycott, which meant they stopped using buses for a year. This meant the bus company lost a lot of money. The boycott was a peaceful stand against racism.

Judges eventually said having separate black and white parts of buses was not allowed.

Rosa had to move away to a new city to find work. She lived in Detroit for the rest of her life, which was very far from Montgomery.



<https://www.bbc.co.uk/teach/class-clips-video/history-ks1-ks2-rosa-parks/z7rtvk7>

Activity 1

Asking questions about the past

A great way to learn about the past is to ask questions.

Think of some questions you would like to ask about Rosa Parks and keep them to use in activity 2.



True stories

In this film an actor plays Rosa Parks talking about her life.

Are you able to answer any of your questions from activity 1?

watch the video here:

Then play the game.

www.bbc.co.uk/bitesize/articles/zdw26v4



▶ Put the cards in the right order.

