


**PE Rainy Day Bingo.**

- Cut out the cards and shuffle them.
- Make sure your space is clear.
- Put on your PE kit - trainers and stretchy clothes.
- Right let's go!

1. Pick a card and do that action 10 times.  
e.g. Skip ten times
  2. Count to 20 for a rest.
  3. Now pick another card - do that 10 times!
  4. Take a 20 count rest.
- Keep going until you've done all of the cards, then have a drink. Shuffle and start again if



**Spare page**



**Science experiment  
Balloon car**

- 4 DVDs
- 1 Balloon
- 2 Sticks (e.g.skewers for BBQ)
- 1 Straw
- 1 piece of cardboard


**Questions: How does the car move?**



**Cardboard tube race cars**

- 1 cardboard tube
- 4 split pins
- scissors and felt tips

**Alternative - 4 drawing pins & 2 corks to secure wheels.**



**Throwing target games to make!**




**Spare page**

<https://www.youtube.com/watch?v=CVsxNRzV4uw&feature=youtu.be>

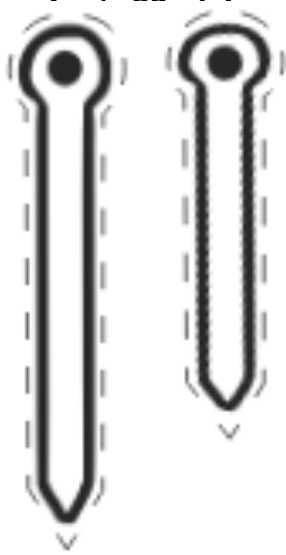


# Spare page



# Spare page





Stick the face and the hands of the clock onto card first to give it more strength. You could colour one had red and the other blue to help teach!

Use a split pin to fix them in place. (String with a bead on each side will also work)

