











YEAR 2 HOME LEARNING TIMETABLE

Timetable	Activities
 SPAG	Complete the SPAG (Spelling and Grammar) sheets
 Maths	<p>Complete the Maths Tasks that Miss Cheng has set for you.</p> <p>Spend 15 minutes on <u>Doodle Maths</u> to complete the homework for this week.</p>
 Break	Have a snack!
 English	Complete the English Tasks that Miss Cheng has set for you.
 Lunch	Eat your lunch!
 Special	Try one of the afternoon activities.
 Break	Have a snack!
 PE	<p>Try Go Noodle Family</p> 
 Reflection	<p><u>Think, reflect and discuss:</u></p> <p>Every day: What was your favourite part of your day?</p> <p>Mon: Would you rather be a singer or actor? Why?</p> <p>Tues: Would you rather be very tall or very short? Why?</p> <p>Wed: Would you rather eat cheese or drink milk everyday? Why?</p> <p>Thurs: Would you rather learn Chinese or Japanese? Why?</p> <p>Fri: Would you rather live in America or New Zealand? Why?</p>

SPELLING - MONDAY

The /l/ Sound Spelt With 'le'

t w y o n x w h f u u d
t o l i t t l e g i f a
v b z f a p p l e j r z
u b r i d d l e n o f z
q l i i n k b u j l o l
e e y q m u l t i p l e
e d t t m i d d l e l q
d j j b o t t l e r q q
x c d z m p a b l e z p
c o c n g o b l c q k i
c e g l j i l h d m q x
v e t f j q e c p k e j

table

little

wobble

riddle

apple

middle

multiple

bottle

able

dazzle



SPAG - TUESDAY

Tick the command sentence.

- ☐ I love Sports Day.
☐ When is Sports Day?
☐ Ready, steady, go!




Underline the nouns in this sentence.

Their uncle drove his car slowly down the long, windy lane.



Write a statement sentence about this picture.



Circle the correct homophone for each picture.



I
eye



I
eye




flower
flour



flower
flour

Extend this sentence using the conjunction 'if'. Write the whole new sentence in full.

I will put on my coat...



Oh no! Mr Whoops is getting in a muddle. Tick the sentence he should use.

- ☐ I working on the computer before lunch yesterday.
☐ I worked on the computer before lunch yesterday.
☐ I work on the computer before lunch yesterday



Write each of these sets of words as one word, using an apostrophe.

is not _____

she will _____

Write a sentence to go with this picture in the present tense.



Improve these sentences by creating an expanded noun phrase for each one.

They looked up at the _____ buildings.

Dominika and Kamil had a great time riding the _____ horses.

Circle the conjunction in each of these sentences.

I help my sister with her hamster and she lets me hold him.

We could go to the shop or we could visit my friend.



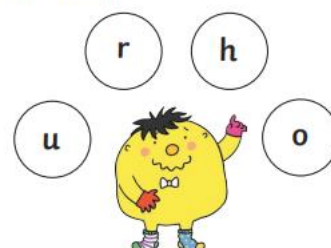
Underline the compound word in each of these sentences.

They used up all the sandpaper.

Elena couldn't find her earplugs in her room.



Which year 2 common exception word has Mr Whoops been juggling with?



SPELLING - WEDNESDAY

Try one of the activities on the right to remember how to spell the words below.

table

apple

bottle

little

middle

able

wobble

multiple

dazzle

riddle

Outdoor Spelling Activities

Air Write

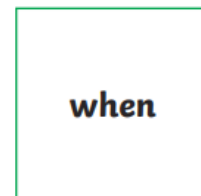
Write your spelling words in the air with your finger. Ask someone to read your words as you write. You could also ask someone to air write while you read their words.



Outdoor Spelling Activities

Spelling Shapes

Count your spelling words. Draw one shape on the ground with coloured chalk for each word. Now, write a spelling word inside each of the shapes.



Outdoor Spelling Activities

Fancy Letter

Write out each of your spelling words on the ground with chalk. Your letters could be curly or dotty.

curly

The spelling mistakes in these sentences have been circled. Write the correct spelling for each circled word in the box.

1. The teacher opened the classroom (dor).
2. There were (wyld) animals in the story.
3. ("Howld) the balloon tight!" said mum.
4. I can run very (farst).
5. Sarah had a hot (barth).
6. Lucy was very (kined) to her sister.
7. Katie had (stake) and chips at the restaurant.
8. Elly ate (halv) of the cake.

[illegible]

HANDWRITING - FRIDAY

The /l/ Sound Spelt With 'le'

table

apple

bottle

little

middle

able

wobble

multiple

dazzle

riddle

Quick Questions

1. $2 \times 5 =$

6. $3 \times 2 =$

2. $5 \times 10 =$

7. $8 \times 5 =$

3. $7 \times 2 =$

8. $1 \times 10 =$

4. $6 \times 10 =$

9. $12 \times 2 =$

5. $2 \times 2 =$

10. $4 \times 5 =$



Now try making your own 'quick 10' and test yourself or someone else!



Try practising your times tables every day!

5 Times Table Multiplication and Division Challenge

$50 \div 5 =$	$8 \times 5 =$	$25 \div 5 =$	$5 \times 6 =$	$5 \div 5 =$
$3 \times 5 =$	$15 \div 5 =$	$5 \times 1 =$	$60 \div 5 =$	$5 \times 5 =$
$65 \div 5 =$	$5 \times 0 =$	$90 \div 5 =$	$11 \times 5 =$	$20 \div 5 =$
$7 \times 5 =$	$30 \div 5 =$	$6 \times 5 =$	$55 \div 5 =$	$5 \times 9 =$
$4 \times 5 =$	$95 \div 5 =$	$5 \times 2 =$	$5 \times 4 =$	$65 \div 5 =$
$15 \div 5 =$	$5 \times 8 =$	$80 \div 5 =$	$5 \times 7 =$	$75 \div 5 =$
$5 \times 11 =$	$70 \div 5 =$	$9 \times 5 =$	$65 \div 5 =$	$10 \div 5 =$
$85 \div 5 =$	$1 \times 5 =$	$40 \div 5 =$	$9 \times 5 =$	$3 \times 5 =$

1p



2p



5p



10p



20p



50p



Blank page

£10



£20



£50



£1



£2



£5



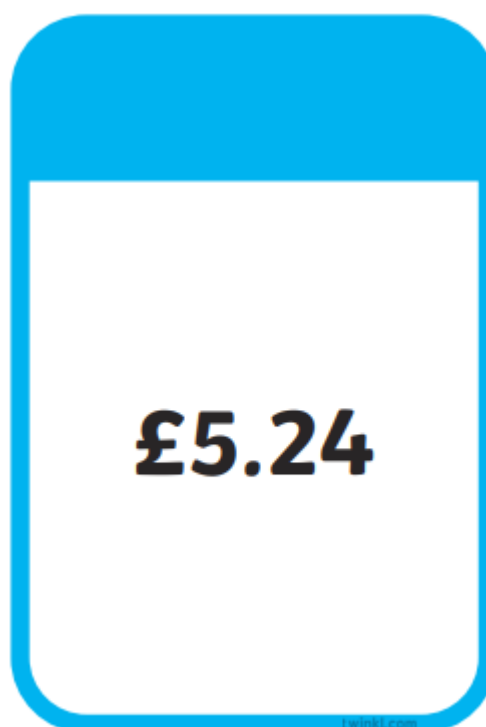

Blank page



£12.45

£1.47

Blank page



Blank page



twinkl.com



twinkl.com

£17.00

twinkl.com

£4.88

twinkl.com

Blank page

CHALLENGE



£10.70

£5.99

Blank page

Wednesday

Find a catalogue and cut out 10 different items. Order the items from the least expensive to the most expensive.

Glue them onto your page.



Thursday



Draw it:

Eli has 4 marshmallows on his ice-cream. Carlos has double the amount on this. How many marshmallows does Carlos have on his ice-cream?

Number sentence:



Draw it:

On Rayyan's ice-cream there are 14 marshmallows. He has 10 more the amount that Lucy has. How many marshmallows does Lucy have on her ice-cream?

Number sentence:



Joey has 6 marshmallows on his ice-cream. Albie has double the amount on his. How many marshmallows does Albie have on his ice-cream? Albie's dad gives him 8 more marshmallows. How many does Albie have now?

Draw it:

Number sentence:

Rafael has 4 marshmallows on his ice-cream. Irfan has 12 more the amount that Rafael has on his. Irfan's dad gives him 8 more marshmallows. How many does Irfan have?

Draw it:

Number sentence:



Maths Activity Mat

Section 1

Find the missing numbers:

$$25 + \boxed{} = 100$$

$$\boxed{} + 52 = 100$$

Section 2

What's my number?

???

I have 2 digits.

I am even.

My tens digit is half of 16.

My ones digit is between 3 and 6.


Section 3

I have 42 sweets and I share them between my 2 friends. How many will they each have?



Section 5

What time is the clock showing?



Section 7

Write down 2 facts about triangles.

.....

.....

.....

.....

Section 4

Make £2.30 using the fewest number of coins.

Section 6

Write these numbers in words:

251

310

446

Section 8

I have 12 shoes. I want to put each pair into its own box. How many boxes will I need?



Section 1

Use the correct sign < or > to make these true:

$$15 \boxed{} 20 \quad 13 \boxed{} 8$$

Section 2

What are the missing numbers?

0	5	10			25	30	
---	---	----	--	--	----	----	--

Section 3

Billy has 34 football cards. Max has 22 more. How many cards has Max got?



Section 4

Which number is the odd one out? Explain how you know.

18 26
82 15 74

.....


.....

Section 6

Dance class starts at half past 9. It takes half an hour to get there. What time does Kim need to set off, to get there on time?

Section 7

How much juice is in the jug?



Section 5

Kate eats $\frac{1}{4}$ of a pizza. What fraction of the pizza is left?



Section 8









Are these correct? If not, can you make them right?

$$12 + 52 = 74$$

$$106 - 13 = 91$$

$$48 - 15 = 33$$

YEAR 2 ENGLISH HOME LEARNING

<p>Monday</p> <p> English</p>	<p><u>Task: Write a setting description</u></p> <ul style="list-style-type: none"> • What can you see? • What can you feel? • What can you hear? • What do you smell?
<p>Tuesday</p> <p> English</p>	<p><u>Text: The Pizza Patch</u></p> <p>Read The Pizza Patch online</p> <p>https://www.oxfordowl.co.uk/api/interactives/12964.html</p> <p>Task: Complete the interactive tasks. Click on these icons:</p> <p> Activity  Find out!</p> <p>Write instructions for how to make a pizza!</p> 
<p>Wednesday</p> <p> English</p>	<p><u>Text: Lunchbox: The Story of Your Food</u></p> <p>Task: Answer comprehension questions</p>
<p>Thursday</p> <p> English</p>	<p><u>Text: Tilly's Pet</u></p> <p>Task: If you could own a pet what would it be. Tell me about it.</p> <ul style="list-style-type: none"> • What does it look like? Does it have a name? • Where did it come from? Where does it live now? What does it look like? • What does it like to eat? Who looks after it? • Can it do special tricks?
<p>Friday</p> <p> English</p>	<p><u>Text: End Plastic Pollution</u></p> <p>Task: Answer comprehension questions</p>

A Magical Muddle

Can you describe the setting?



Think about:

- what you can see;
- what you might feel;
- what you might hear.

tree
spooky
castle
night

witches
pumpkin
moon
grey



Equipment

-
-
-
-
-

- [illegible]

This image shows a blank sheet of white paper with horizontal ruling lines. The lines are evenly spaced and run across the width of the page. There are no margins, text, or other markings on the paper.

Method

[illegible]

Lunchbox: The Story of Your Food

Do you take a lunchbox to school with you? There are lots of different things you could have in a lunchbox, such as sandwiches, juice and fruit. Have you ever wondered where your food and drink come from?



Practice questions

(a) **Find** and **copy two** things you could have in your lunchbox.

1. _____

2. _____

(b) Which words mean the same as *wondered*?

Tick **one**.

thought about

☐

stared at

☐

picked up

☐

eaten from

☐

Bread

A farmer plants seeds in spring. By summer, they have grown into tall, waving wheat with fat, ripe grains at the tip of every stalk.

The farmer cuts the wheat with a giant machine called a combine harvester. Then the farmer sends the grains to a flour mill.

The miller grinds the grains of wheat into flour and then trucks take the flour to a bakery.



- 1 What do the seeds grow into?

- 2 *The miller grinds the grains* to make them into...

Tick **one**.

seeds.

☐

wheat.

☐

flour.

☐

dough.

☐

- 3 What takes the flour to the bakery?

Tick **one**.

The...

farmer

☐

miller

☐

trucks

☐

combine harvester

☐

The baker mixes the flour with water, sugar and yeast, turns it into soft, squashy dough and bakes it in a very hot oven.

Out come fresh loaves of bread, ready to send to the shops.



4 Write **two** words that tell you what the dough feels like.

1. _____

2. _____

5 Where are the *fresh loaves of bread* sent to?

Apple juice

In spring, the apple trees in the orchard are full of flowers. In summer, tiny apple buds grow from each flower stalk. The buds keep growing and, by autumn, the trees are full of ripe, sweet fruit ready to be picked.



Machines cut down the apples, or groups of pickers reach into the trees and fill their boxes with fruit.



6 When are the apples ready to be picked?

Tick **one**.

spring

☐

autumn

☐

summer

☐

winter

☐

7 **Find** and **copy one** word that makes the apples sound tasty.

At the juice factory, sorters throw out any bad or spoilt apples.

Then a machine washes the rest and mashes them in a milling machine (pips, skin and all). A huge press squeezes the mash until all its juice runs out.

A heater warms up the juice to kill off any germs and it is poured into cartons.



8 Where do the sorters work?

9 **Find** and **copy one** word that means the same as 'rotten'.

10 What does the apple press do?

Tick **one**.

cleans the apple juice

☐

squeezes out the juice

☐

gets rid of all the germs

☐

washes the apples

☐

11 Look at the section about **apple juice**.

Number the sentences below from 1 to 4 to show the order they happen.

The first one has been done for you.

The machines cut down the apples.

☐

The apples are washed and cleaned.

☐

The fruit grows from apple buds.

☐

The juice is poured into cartons.

☐



Tilly's Pet

Story by Ruth Merttens
Illustrated by Jackie Abey

Tilly wanted a pet. In fact, she was desperate for a pet.

She wanted a cat that would curl up on her bed at night and purr.

She would have liked a dog who would bound up and lick her when she came home from school.




She had begged for a rabbit who could hop around her bedroom and nibble the bedspread.

Tilly constantly pleaded for a pet – any pet! She wanted a pet of her own.

Her dad pointed out that they lived on the second floor. "It's not fair to keep a dog or a cat up here!"

And her mum said she didn't really like animals anyway!

So, every evening, Tilly would look out of her window and see the cats walking along the garden walls of the other houses on the street.



She would gaze across the trees at the dogs chasing balls or sticks around the park.

And she would wish – VERY HARD – that she had a pet!

Well, one evening, her wish was granted. She was looking out of her window when there as a dull thump. Something came hurtling out of the sky and into the glass pane. It slid down and landed, plop, in Tilly's lap. Tilly felt the warm, soft object in her hands. She peered more closely.



It was a baby bird.

He was dark brown and there were two white-ish patches, one on his throat, the other on the tips of his long, pointed wings.

Tilly held the baby bird close. She could feel its tiny heart beating through the soft feathers, but he was not moving. He had been knocked out! Tilly found an old shoe box...



...she lined it with an old t-shirt and laid the bird very carefully in the box. Then she got a small eggcup full of water to put just beside the bird's head.

Tilly hid the box under the bed.

When her Mum and Dad came in to say goodnight, she almost told them about it. But something warned her to be quiet. It was her secret!


As soon as Tilly opened her eyes, she remembered. She reached down and pulled out the box. There was the baby bird, still breathing, peering up at her!

Tilly took him out of the box and gave him a cuddle. Then she gently tipped him so his beak was in the water. To her amazement, he drank, taking little sips.

Suddenly Tilly knew who she could ask.

"Can you drop me at the library when you go shopping?" she asked her Dad. "I want to change my book." Her dad didn't raise his eyes from his paper, but he nodded.

Hurriedly, Tilly went to dress.



As Tilly sat eating her crunchy-nut cornflakes in the kitchen, she pondered what to do.

She knew the baby bird needed feeding. But on what? And what type of bird was he?


The nice librarian was a quiet, shy young man, who also loved animals.

Tilly just hoped he knew about birds!

Talking so fast she could hardly get the words out, Tilly told him all about her new pet.

The picture of the swift that the librarian showed Tilly was just like a larger version of her bird.

"These birds live, eat, breed and even sleep in the air. You can see them every evening wheeling around the sky, swooping and darting and playing in the wind. They live on the flies they catch," he explained.



Tilly borrowed the largest book on British birds she could find. Then she started to think about how on earth she was going to catch flies!

"You will have to feed him every hour at least," her friend the librarian had said.

Tilly's plan was simple. The large pot of honey was tied by string to the corner of the window.

Flies often came buzzing there.



Tilly sat and waited...

Fortunately, it was not long until a fat fly, buzzing hopelessly around the inside of the window, found his wandering way into the jar. Tilly nabbed him!



She could hear tiny wheezing squawks from the baby bird, who was waving his open beak frantically in the air. Tilly held the fly in a pair of tweezers, just as her librarian had said. She stuffed it into the open beak.

Catching flies was a full time business. Tilly became very good at trapping a whole variety: in the park, in the kitchen and even in the classroom. And the more she caught the more the bird ate.



Tilly named him 'Speedy', and gradually he came to know her, cheeping loudly and happily when she came into her room.

He was learning to fly and Tilly would place him carefully on the end of her bed and watch him flutter frantically toward the window.

Tilly was so happy with her secret pet. She assumed that life would go on like this for always until, one day, her teacher dropped a bombshell.

"Well," she remarked, "the swifts and swallows will be leaving us soon for Africa."

Tilly rushed to the library after school.



"You never said that the swifts go to Africa!" she gasped at the librarian, who was the only person who knew of her secret pet.

That night Tilly sat and gazed at Speedy. The swifts in the sky over the buildings were wheeling and screaming in the evening air. She knew that she would have to let him go.

As she was sitting there, she heard a noise behind her. She turned round and saw her Dad.



"Dad!" she gasped, as Speedy flew softly across from the bed to the windowsill. "You've got to let him go, Tilly," he said softly, and he opened the window wide.

Tilly watched Speedy flying off toward the other swifts. Soon, he too was swooping and diving with the rest, wheeling around the sky as if he belonged in it.

Speedy came back that night and slept in his box, but at dawn he flew out of the window and was once again with his friends in the windy sky.




Two days later, Speedy left with all the other swifts, flying out over the horizon, setting off southward for their long journey to Africa.

The winter was long and gloomy. Tilly sat by the window in the evenings as she always had done, watching the dogs in the park and the cats on the garden walls.



She dreamed of summer...

						
	<hr/> <hr/> <hr/>					
	<hr/> <hr/> <hr/>					
	<hr/> <hr/> <hr/>					
	<hr/> <hr/> <hr/>					
	<hr/> <hr/> <hr/>					
	<hr/> <hr/> <hr/>					
	<hr/> <hr/> <hr/>					
	<hr/> <hr/> <hr/>					
	<hr/> <hr/> <hr/>					
						

						
	<hr/> <hr/>					
	<hr/> <hr/>					
	<hr/> <hr/>					
	<hr/> <hr/>					
	<hr/> <hr/>					
	<hr/> <hr/>					
	<hr/> <hr/>					
	<hr/> <hr/>					
	<hr/> <hr/>					
						

End Plastic Pollution

Our Planet

Our planet is very special and we must look after it. Everyone has an important role in making sure we keep it clean and safe. We also have a responsibility to look after everything that lives in it including people, plants and animals. However, one huge problem that we have is plastic pollution which is damaging our planet and many animals living on it.

What Is Plastic Pollution?

Plastic pollution is when plastic that has been thrown away ends up in oceans and rivers, on beaches and in the countryside.



Many things we use every day are made of plastic. Plastic is very cheap and strong so when it is thrown away it lasts a long time and is hard to get rid of.

Lots of plastic ends up in oceans where it traps and harms fish and other sea animals.

What You Can Do

There are lots of things we can all do to help end plastic pollution.

- Reuse a water bottle instead of buying a new one.
- Don't use plastic straws for drinks.
- Carry shopping in fabric bags, not plastic bags.
- Talk to your family about buying things that are made of other materials, not plastic.
- Talk to your head teacher or school council about how your school can use less plastic.



Did You Know...?

- The amount of plastic that humans use every year weighs the same as 30 million elephants!
- By the year 2050, there could be more plastic in the world's oceans than fish!

Questions

1. Whose responsibility is it to look after the earth and everything in it?

Tick one.

- ☐ adults
- ☐ children
- ☐ everyone
- ☐ people who live near the sea

2. Draw lines to match these sentences.

By 2050 there could be

we can do to help
end plastic pollution.

Many things we use

every day are made
of plastic.

There are lots of things

more plastic in the
ocean than fish.


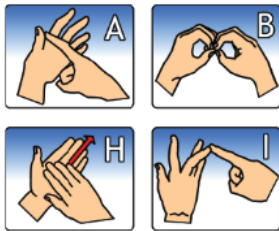
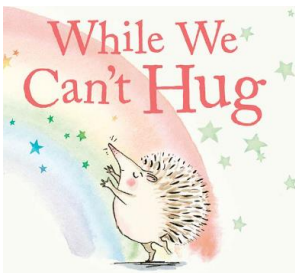
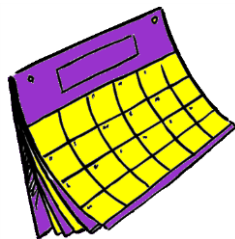
3. Number the events below to show the order in which they happen.

- ☐ Plastic ends up in oceans and rivers.
- ☐ People use plastic and throw it away.
- ☐ Plastic traps and harms fish and other sea animals.

4. Find and copy one word that describes plastic.

5. Find and copy one thing you can do to help end plastic pollution.

6. Which fact from this text do you think is the worst? Give two reasons for the fact you have chosen.

Time	Timetable	Activities
Monday 60 minutes	★ Special	<p><u>Crossword Puzzle!</u></p>  <p>Complete the Spanish crossword.</p> <p>Revise the colours in Spanish!</p>
Tuesday 60 minutes	★ Special	<p><u>British Sign Language: Finger Spelling</u></p> <p>Sign the words in the list and check if you're right on the website.</p> 
Wednesday 60 minutes	★ Special	<p><u>Photo Competition!</u></p>  <p>Be creative and take photos of ways you have been enjoying your friends company while distancing. Ask an adult to take a photo and share it on Twitter!</p>
Thursday 60 minutes	★ Special	<p><u>Listening and Drawing!</u></p> <p>Close your eyes. Ask an adult to read one story/poem to you. Now imagine as the adult reads the poem/story to you and draw what you see. Talk to the adult about your drawing and why it made you draw the things you did.</p>
Friday 60 minutes	★ Special	<p><u>Make your own Summer Holiday calendar!</u></p> <p>Design your own Summer Holiday calendar. Decorate the border and fill in the dates. Write your family and friends birthdays or upcoming special events.</p> 

Los Colores

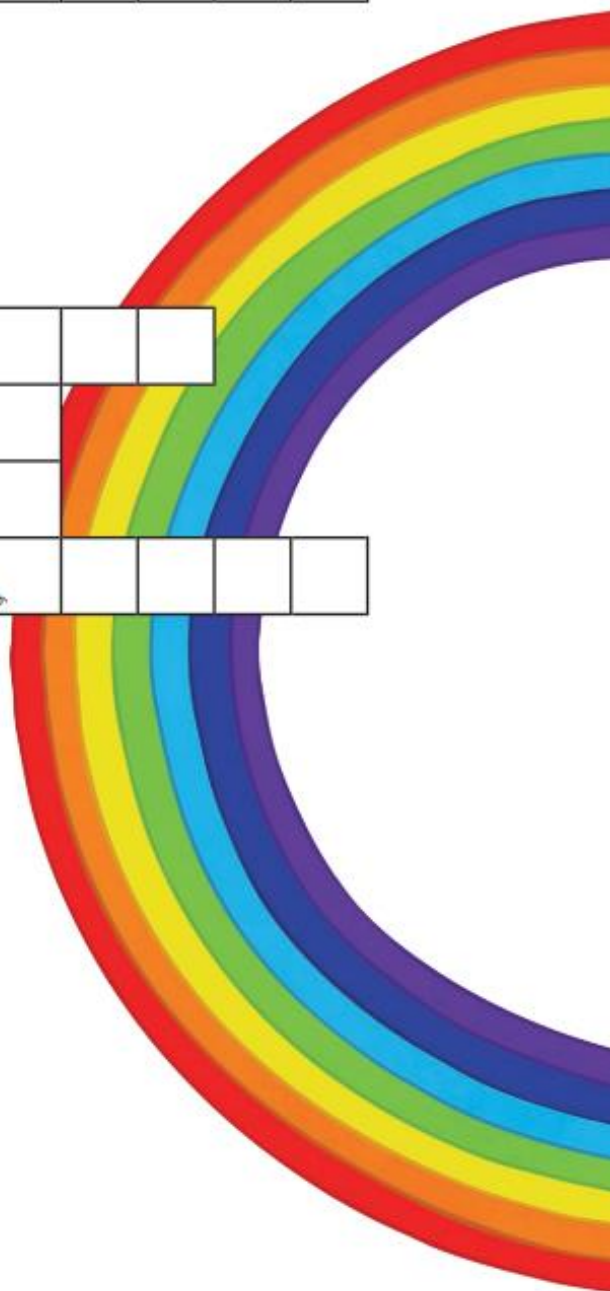
Complete the crossword with the names of the colours in Spanish.

Across

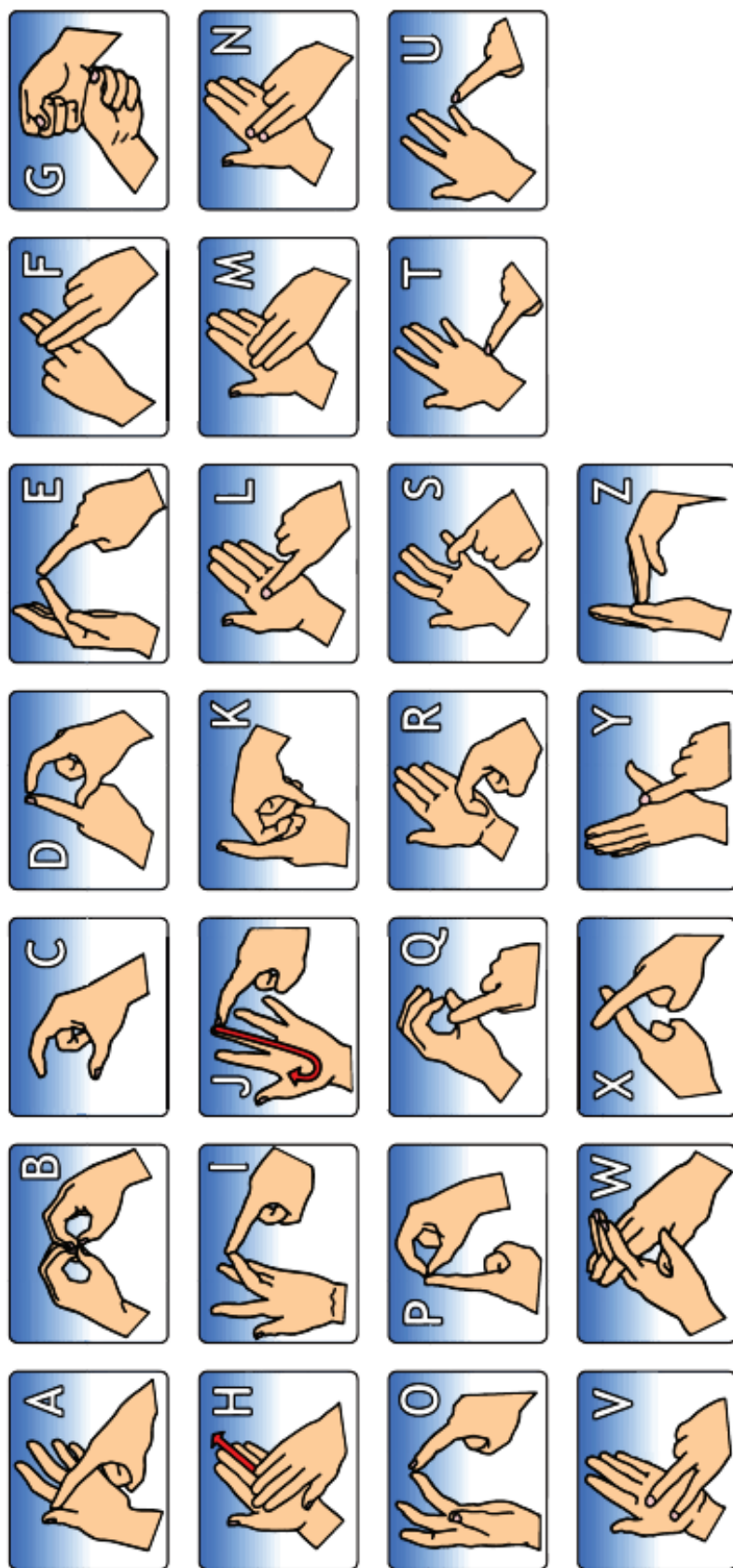
- 1. grey
- 5. purple
- 8. pink
- 9. blue
- 11. black

Down

- 2. red
- 3. white
- 4. yellow
- 6. orange
- 7. brown
- 10. green



BRITISH SIGN LANGUAGE - FINGERSPELLING



british-sign.co.uk

LEARN BRITISH SIGN LANGUAGE ONLINE AT
WWW.BRITISH-SIGN.CO.UK

Try and sign these words:

Your name

Your last name

Your friends name

Happy

Hello

Goodbye

Tuesday



Rainbow

Purple

Beautiful

Nice

Thank you



Now, think of your own words to sign!

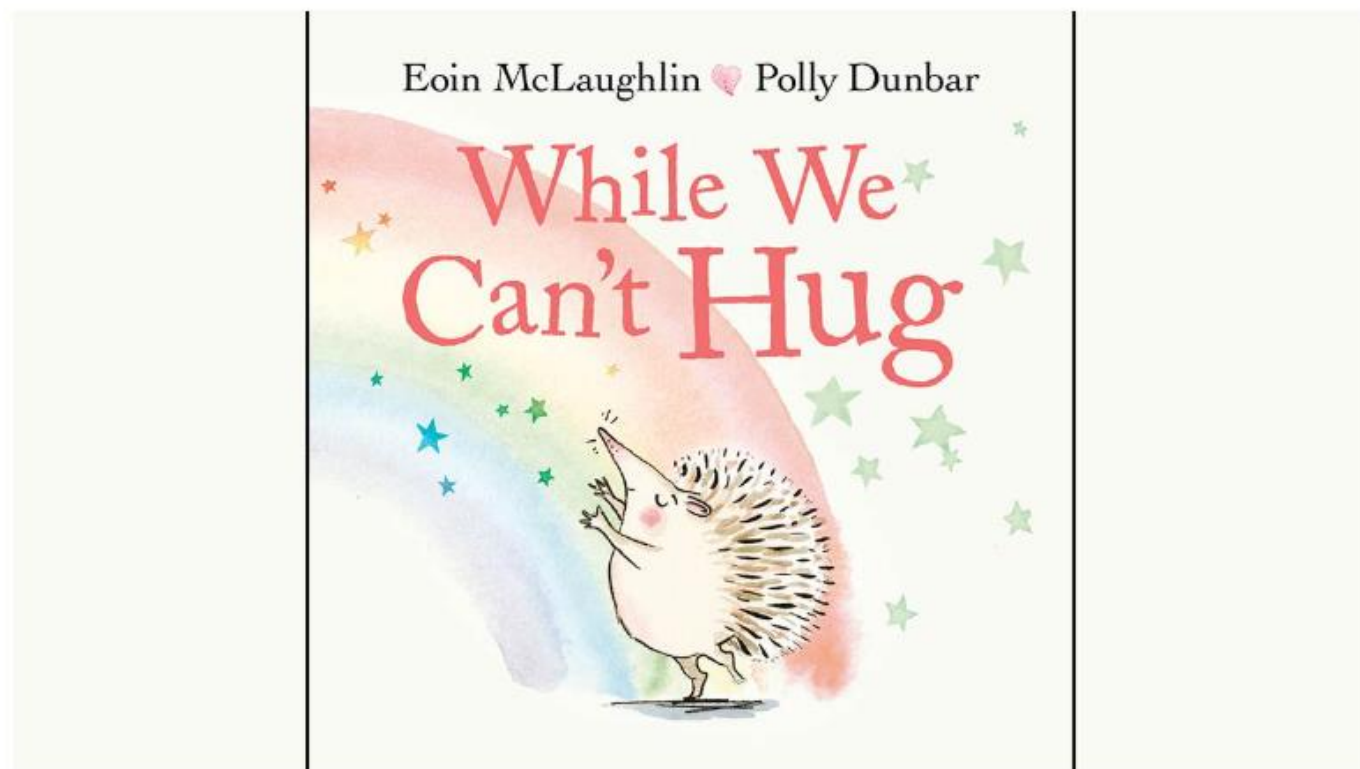
Check if you're right using the website below.

<https://www.british-sign.co.uk/print-a-word-in-fingerspelling/>



Win 50 books for your school with *While We Can't Hug*

We're celebrating Eoin McLaughlin and Polly Dunbar's adorable new book about social distancing.



In these strange times, books can really help children to make sense of the world - books like the gorgeous *While We Can't Hug* from Eoin McLaughlin and Polly Dunbar.

The pair have collaborated on a sequel to *The Hug*, which followed Hedgehog and Tortoise as they tried to find their perfect cuddle partner!

Now, in *While We Can't Hug*, the duo know they can't get too close, but soon find other ways to show their love for each other.

It's a really sweet book which shows how we can all connect, even when we can't physically touch.

To celebrate *While We Can't Hug*, we're delighted to team up with Faber to offer you the chance to win **50 books for your school!**

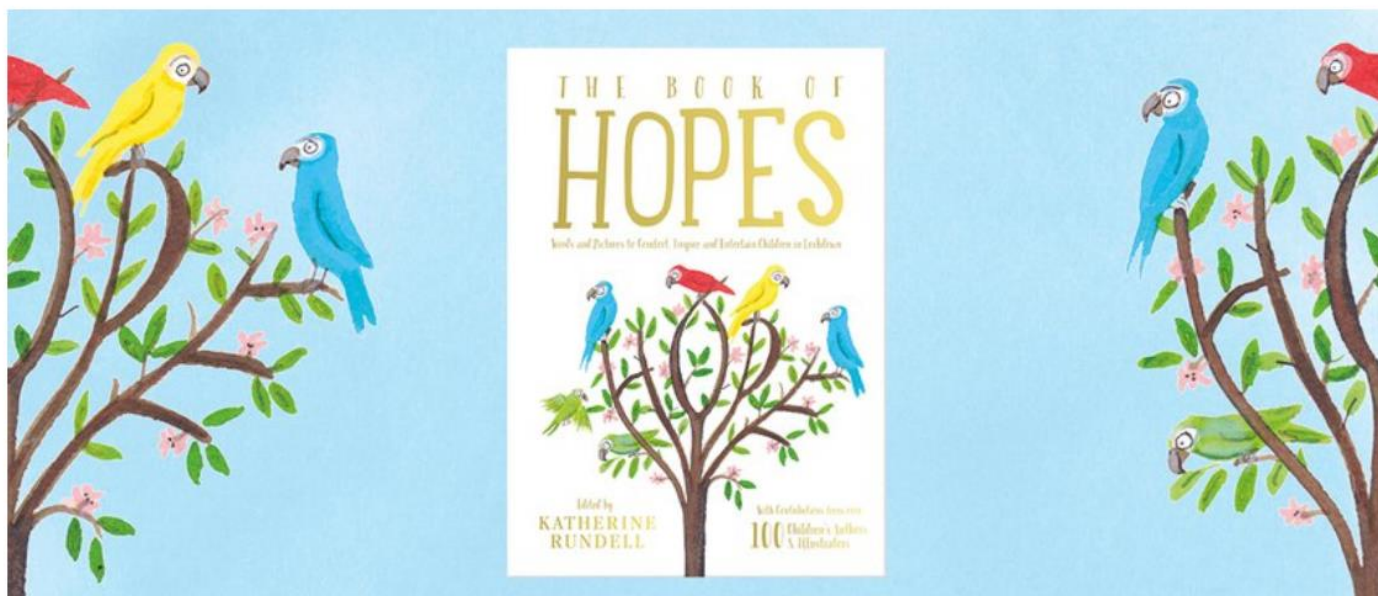
To enter, we'd love you to share photos or videos which show how you've been enjoying each other's company while distancing - just like Hedgehog and Tortoise.

Tweet your entries to @BookTrust and @FaberChildrens, making sure you include the hashtag #WhileWeCantHug, by the closing date of 25 July. We can't wait to see the entries!

Terms and conditions




1. Participants must be at least 18 years old to enter.
2. To enter the competition, you must be a resident of England, Scotland, Wales or Northern Ireland.
3. The competition is not open to employees (or members of their immediate families) of BookTrust or Faber.
4. Only one entry per person.
5. Entries must be submitted by midnight on Thursday, 25 July 2020.
6. To enter, participants must post a photograph or video showing themselves enjoying each other's company while social distancing on Twitter, tagging in @BookTrust and @FaberChildrens and using the hashtag #WhileWeCantHug.
7. You must stick to the government guidelines surrounding social distancing while creating your photographs or video.
8. By posting a photograph or video, you are asserting that everyone featured has given their permission to be included and entered into the competition, or a parent, carer or guardian has given their permission when the participants are under 18. You are also asserting that you own the copyright to the photograph or video.
9. There will be one winner selected by a panel of judges from all eligible entries.
10. If a chosen winner does not respond to correspondence within one week, a new winner will be selected.
11. This is a prize for a school. Individuals may enter on behalf of a school, but upon being notified of their win, they must provide a named contact at a school address to whom the prize will be sent.
12. Our decision will be final, and no correspondence will be entered into.
13. The prize will not be transferable to another person.
14. No part of the prize is exchangeable for cash or any other prize.
15. The prize is run by BookTrust of G8 Battersea Studios, 80 Silverthorne Road, Battersea, London SW8 3HE. However, the prize will be sent out by a third party and by entering you acknowledge that your details will be passed on to them, solely for the purposes of administering this competition.
16. Prizes will be sent out to winners by post. However, BookTrust cannot be held responsible for any prizes lost, damaged or stolen after they have been sent.
17. Where a third party is supplying a prize, BookTrust accepts no responsibility for inaccuracy of any prize description, and the third party is responsible for prize fulfilment.
18. Due to the coronavirus situation, there may be a delay before a chosen winner receives their prize.
19. By entering you are agreeing to the terms and conditions in our privacy statement.
20. BookTrust reserves the right to amend the competition end date at any time.



<https://literacytrust.org.uk/family-zone/9-12/book-hopes/>

Draw what you imagine on the next page.



	Sat					
	Fri					
	Thu					
	Wed					
	Tue					
	Mon					
	Sun					

[illegible]