

















Timetable	Activities for Year 1 : 6th July - 10th July Colour in 1 star for each completed task. Email me your work or just a message to say hi year1@sjsp.islington.sch.uk	
Spellings & Handwriting 	1. Try a worksheet or game from the pack. 2. Watch Mrs Meaker's Phonics on Youtube 3. Online games Phase 4 or 5 www.phonicsplay.co.uk Username: march2020 Password: home 4. Play https://www.bbc.co.uk/cbeebies/shows/alphablocks - fun games to play here for catchup!	 Handwriting Worksheets 15 mins per day 
 Maths 	Have a look at the worksheets Miss Green has included. Practicee telling the time to the nearest half hour.... move on to quarter to and quarter past!	
Break Time Activities - 1. American Football https://family.gonoodle.com/activities/touchdown-dance 2. Forgive others reflection time. https://family.gonoodle.com/activities/forgive-others		
 English 	Read: Edward Lear's Poem https://www.youtube.com/watch?v=Ttv4H8YZ9HE Mr Quangle Wangle's Hat Draw and describe your own imagined ideas of the animals from the poem.	
Break	Eat your lunch! Play time!	
 Special	Choose an activity from the Special activities page. Make Mr Quangle Wangle's hat Learn about the invention of Flight in history Role-play as the Wright Brothers PE Cards game shuffle Make an airplane	
Story Time	getepic.com try this site if you've run out of books to read. OR ask at school.	
 PE	1. Shuffle the PE cards and do circuits! 3. Joe Wicks P.E. 4. family.gonoodle  (see page 48 for shuffle circuits cards to cut up)	
	 1. Say thank you to someone who helps you with your work! Tell them what you enjoyed doing with them.  2. Share your learning with me at year1@sjsp.islington.sch.uk.  3. Write a prayer  4. Tell a grown up what you did well and what you could do better.  5. Write yourself a star award for something you're proud of.	



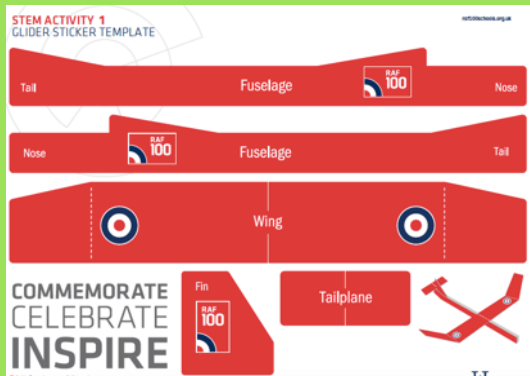
Extra Special Activities to choose from this week

Science Activities

Can you make a balanced flight air glider?
Watch this video and use the information EXTRA activity sheet to help you.

<https://www.raf100schools.org.uk/resource/80/balanced-flight-raf100-glider>

Use a penny to help balance your aircraft.
(See Page 49 for template)



WATERPROOF HANKY

What you'll need:

- A glass or transparent cup
- A plate, one with a raised edge works nicely
- Water
- Fabric handkerchief (or any type of cloth really). Don't use a paper hanky, it won't work!

<https://beta.iop.org/do-try-this-at-home-episode-2-waterproof-hanky>

<https://youtu.be/fsFo1XVr6u8>

Watch this video .
What is going on?
How do birds fly - how planes fly?

Key words: **Air pressure - hot air**

Fly like a bat



<https://www.youtube.com/watch?v=V-Ge0YHBHiA>

Fly like a bat - make a paper flying bat

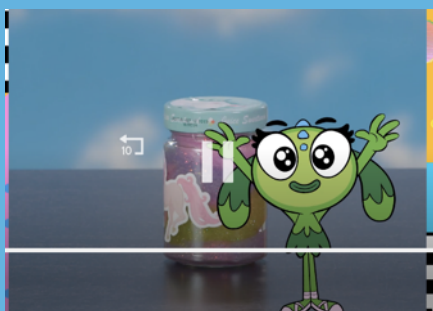
Learn to dance as a family - Zumba!

<https://family.gonoodle.com/activities/spre>



<https://family.gonoodle.com/activities/how-to-make-unicorn-goo-slime>

How to make Unicorn Goo Slime



PE

Play PE Car Shuffle Bingo game.

Cards for cutting out are in Special Activity booklet



Play a Rubber Band Guitar

<https://beta.iop.org/do-try-this-at-home-episode-1-rubber-band-bass-guitar>

Do Try this at Home Science activity ideas!

For this week's spellings...

we are looking at spelling the phoneme /air/ with the vowel trigraphs 'air' and 'are'.



chair



fair



pair



hair



air



bare



dare



care



share



scared



The sound 'air' can be written in different ways.

this week, we are comparing these ways.

air

are

A¹B³C³D²E¹F⁴G²H⁴I¹J⁸K⁵L¹M³N¹O¹P³Q¹⁰R¹S¹T¹U¹V⁴W⁴X⁸Y⁴Z¹⁰

Use the letter tiles to find out which of your 'air' and 'are' spelling words would score the most points. The first one has been done for you.

spelling word	values	total
air	1 + 1 + 1	3
fair		
pair		
hair		
chair		
bare		
dare		
care		
share		
scared		

Monday



Handwriting

Monday

air

fair

pair

hair

chair

bare

care

share

scared

Monday

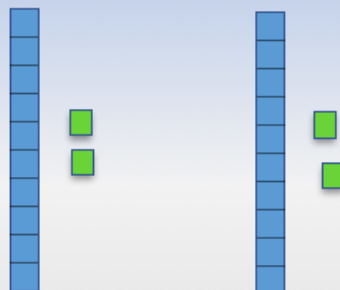


Maths

Teaching time! How can I double numbers using tens and ones?
You can double the tens and then double the ones, then put them all together.

Day 1: Doubling numbers.

What is double 12?



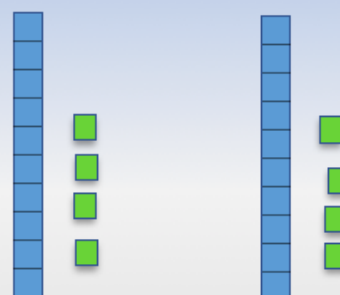
Double 12 is 24
Can you see why?

Double 10 is
20.

Double 2 is
4.

Day 1: Doubling numbers.

What is double 14?



Double 14 is 28
Can you see why?

Double 10 is
20.

Double 4 is
8.

**Learning outcomes:**

- I can find doubles of each number from 1 to 10 using cubes to help.
- I am beginning to know doubles by heart.

Use objects like lego bricks or peas to help you count if you need to!

Things you will need:

- Two sets of 1 to 10 cards, all muddled up
- Cubes
- A pencil

**What to do:**

- Spread the cards out on the table, so that you can see the numbers.
- One person chooses a number. The other person is the copycat. They must find the same number.
- The first person makes a tower of cubes to match their number. The copycat does the same.
- How many cubes altogether? Fill in a double sentence.
- Swap roles and play again. Fill in as many doubles as you can.

Double is

Double is

Double is

Double is

Double is

Double is

Double is

Double is

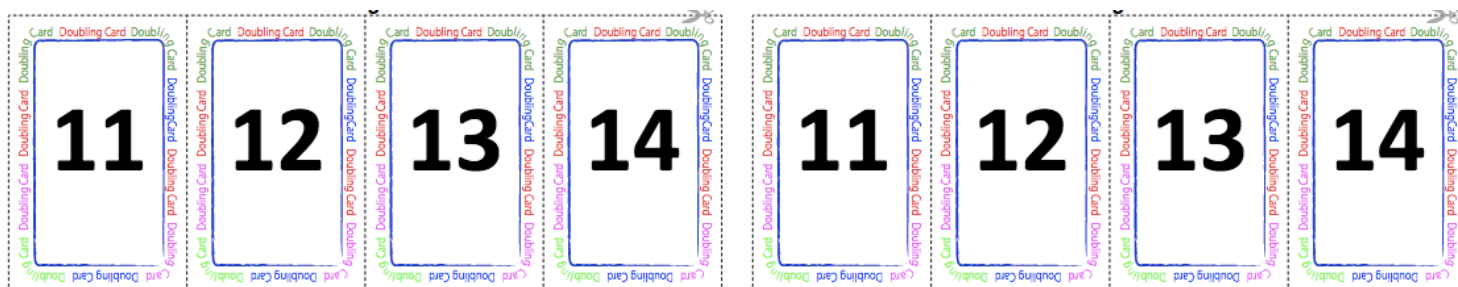
S-t-r-e-t-c-h:

Shuffle the cards. Put them in pairs. Are there any doubles that you can remember?

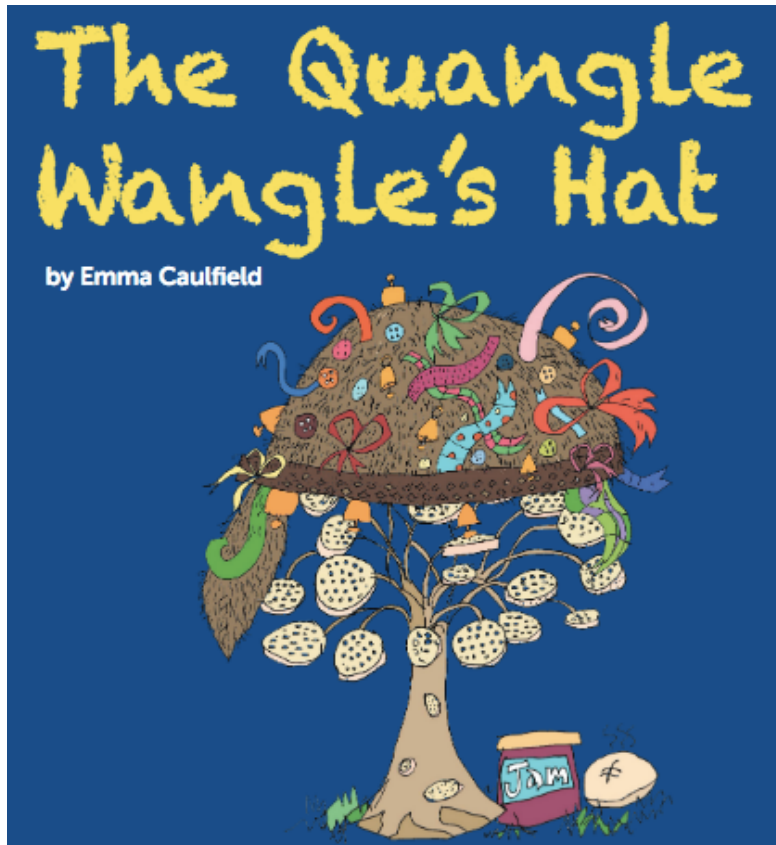
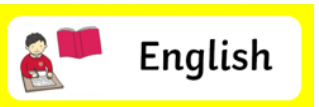
Resources are on the next page.



Extra challenge ; Can you double these numbers - don't forget to partition them and double the tens then double the ones?



Spare Page



Monday.

Hello, do you know what a poem is?

That's right, it's a piece of writing where the words are chosen for their sound.

Some poems are fun, some poems tell a story and some poems are just nonsense to make you smile.

Talk Challenge:

Talk to someone at home or school about the Quangle Wangle. What do you think the poem will be

What is a Quangle Wangle? What does it look like? Nobody really knows... what it looks like, but in the poem, it sits on top of a tree.


Can you imagine what the Quangle Wangle might look like? Draw what you see in your imagination in the box.





The poem tells us it sits on top of a Crumpetty Tree.

Nobody knows what a Crumpetty Tree looks like! Can you draw one here from your imagination?



What shape is it? What colour is it? What grows on it?

★ Reading Challenge 1

Listen to the poem here : <https://soundcloud.com/talkforwriting/quangle/s-x9rd3d4h6c2>

Or watch the video here : <https://www.youtube.com/watch?v=Ttv4H8YZ9HE>




Read along.

Then draw the hat below!

The Quangle Wangle's Hat

On the top of the Crumpetty Tree
The Quango Wangle sat,
But his face you could not see,
On account of his Beaver Hat.
For his Hat was a hundred and two feet wide,
With ribbons and bibbons on every side
And bell, and buttons, and loops, and lace,
So that nobody ever could see the face
Of the Quangle Wangle Quee





Dear Lorna,

I know how much you love our dog, Storm.
You aren't going to believe what happened to her today!

I was playing with Storm on the lawn, when suddenly she started limping. Soon, she couldn't even walk! We had to take her to the vet, wrapped in a shawl. The vet told us she had a thorn stuck in her paw. Poor Storm!

The vet was very kind and took out the thorn. He gave us some pills for Storm and Mum put them in a drawer to keep them safe.

I think I will draw a picture of Storm to cheer her up.

How is your pet bird? I hope she doesn't get anything stuck in her claws!

Lots of love,

Paul x



Questions

1. Spot and sort the 'aw' and 'or' words.

'aw' words	'or' words

2. What did Storm get stuck in her paw? 3. What pet does Lorna have?

4. Draw a picture of Storm to cheer her up.



Tuesday

Tricky Words

Learning spellings.

First use a tray of rice, sand, cocoa powder to write your spellings..

Or just rough paper,

chalk or felt tip is also fine.

Clap the words - shout the words !



Handwriting

Look and say 

find

more

I'll


round

tree

magic

shouted

us

Look, say and write 

Cover and write 

Day 2: Halving numbers.



12 small blocks on
the top.

Half of 12 is 6.

Double 6 is 12.

Tuesday



Maths

**Half of Make these numbers with
your answer in the box.**

Choose one list of numbers to do!



1. 4

2. 8

3. 6

4. 10

5. 12

6. 18

7. 16

8. 20

objects and then halve them. Write



1. 12

2. 18

3. 16

4. 20

5. 14

6. 22

7. 26

8. 30

Tuesday

**Reading Challenge 2**

Can you read some more verses together with your helper?

The Quangle Wangle said
To himself on the Crumpetty Tree:
"Jam; and jelly; and bread;
Are the best of food for me!
But the longer I live on this Crumpetty Tree
The plainer than ever it seems to me
That very few people come this way
And that life on the whole is far from gay!"
Said the Quangle Wangle Quee

But there came to the Crumpetty Tree,
Mr. and Mrs. Canary:
And they said, "Did ever you see
Any spot so charmingly airy?
May we build a nest on your lovely Hat?
Mr. Quangle Wangle, grant us that!
O please let us come and build a nest
Of whatever material suits you best,
Mr. Quangle Wangle Quee!"

And besides, to the Crumpetty Tree
Came the Stork, the Duck and the Owl;
The Snail, and the Bumble-Bee,
The Frog, and the Fimble Fowl;
(The Fimble Fowl, with a corkscrew leg;)
And all of them said: "We humbly beg,
May we build our homes on your lovely Hat:
Mr Quangle Wangle Quee!"

Tuesday



English

★ Thinking Challenge

Put a circle around the 7 animals or birds that are in the poem and write their name. The first one has been done for you.



canary



© Talk for Writing

6

Why do you think the animals all like his hat so much?

Can you describe Mr Quangle Wangle's Hat to somebody? Use lots of describing words.



Special

Tuesday




English

★ Creative Challenge

Can you make Mr Quangle Wangle's Hat? Your challenge is to make a model or collage (an image made by sticking things like paper, images, ribbons etc all together). You can use anything you like to make the hat, be creative with what you have at home.

When you have finished your creation, ask an adult if you can send a picture of it to your teacher.

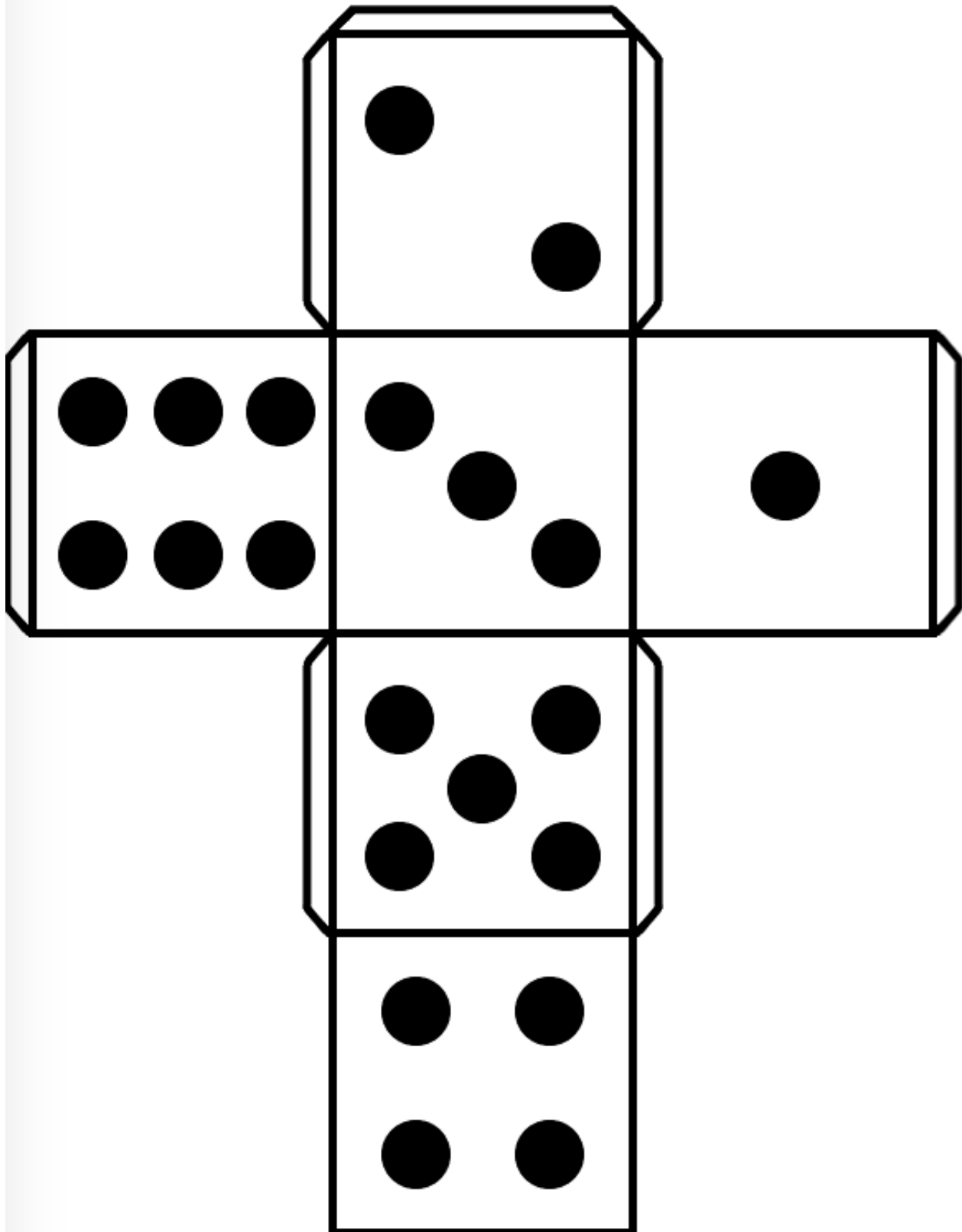


You will need sellotape and scissors.

Send you photos to me at the email address above and I'll post them on our blog so everyone cans see!



Dice template for Read and Roll Game Wednesday



Spare Page

2 player game.

Roll the dice in turns - choose a word from that line - colour in and try and get 4 in a row, across, up and down or diagonally! Who will get 4 in a row first? Good Luck!

Wednesday



High Frequency Words


	a	children	her	look	on
	there	about	come	here	looked
	one	they	all	could	him
	made	out	this	an	dad
	his	make	people	time	and
	day	house	me	put	to

Wednesday



Handwriting

Focus

**A** Trace and write the pattern and the letters.

fff fff

of of

uff uff

B Trace and write the words.


cuff cuff



puff puff

huff huff

Wednesday

**Problem solving and reasoning questions**

Draw lines from each double to its matching half.

14	6
12	10
16	7
28	8
20	13
24	14
26	12



Double 3, double the answer, and double the answer!
Halve 28 and halve the answer.
In each case is the answer more than 10?

Wednesday



Reading Challenge 3: Now read the last two verses of Mr Quangle Wangles' Hat together with your helper.

And the Golden **Grouse** came there,
And the Pobble who has not toes,
And the small Olympian bear,
And the Dong with a luminous nose.
And the Blue Baboon, who played the flute,
And the Orient Calf from the Land of Tute,
And the Artery Squash and the Biskey Bat,
All came and built on the lovely Hat
Of the Quangle Wangle Quee

And the Quangle Wangle said
To himself on the Crumpetty Tree:
"When all these creatures move
What a wonderful noise there'll be!"
And at night by the light of the **Mulberry** moon
They danced to the Flute of the Blue Baboon,
On the **broad** green leaves of the Crumpety Tree,
And all were as happy as happy could be,
With the Quangle Wangle Quee

By Edward Lear

Wednesday



English

★ Talk Challenge

Talk to someone at home about the poem *The Quangle Wangle's Hat*.
Write your ideas down on these sticky notes:

Do you like the poem? What do you like about it?

Is there anything you don't like or don't understand?

If you could ask the poet Edward Lear questions about this poem, what would they be?

Wednesday





English

Listen to the poem again and see if you can match the words to their meanings with some help.

★ Vocabulary Challenge


You may not know what all of the words highlighted in the poem mean. Try to match a word to its definition. One has been done for you. If you get stuck, see if an adult can help you.

on account of	– allow, let
grant	– a cloth made with fine threads twisted to make patterns 
grouse	– because of
humbly	– pleasantly fresh
plainer	 – a bird
charmingly airy	– not proudly, gentle
lace	– clearer, easier to understand

Wednesday



Special



Can you describe some of the inventions that you have seen in the clip?

Watch this video about early airplane flights!
<https://www.youtube.com/watch?v=gN-ZktmjlfE>

Early Attempts at Flight



Have you ever wanted to fly?

People have been telling stories about flying for thousands of years. We have always wanted to fly!

This painting tells part of the story of Icarus, an Ancient Greek myth that is over 2000 years old! Can you spot Icarus in the picture?



Wednesday



Special

The Hot Air Balloon

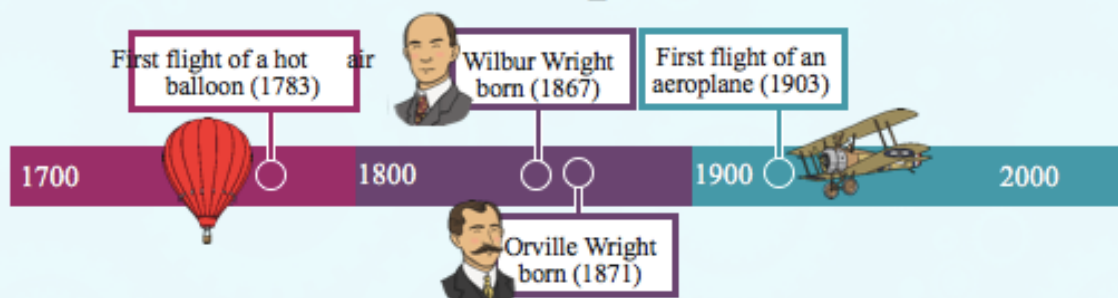


The hot air balloon was invented by Montgolfier brothers in 1783. It has become the oldest invention that can successfully take people into flight.

The illustration on the right shows the first manned hot air balloon flight in Paris, 1783.



Who invented the aeroplane?



Orville and Wilbur Wright were two brothers, born in America. Their interest in flight began when their father bought them a toy 'helicopter'. They made and sold bicycles but then began to experiment with creating their own flying machine! Their first aeroplane, the Wright Flyer, successfully flew in front of 5 people in 1903.





Special



English

What Were the Early Planes Like and How did They Fly?



What similarities and differences can you spot between the Wright Flyer and a modern aeroplane?



Describe the differences between the planes here:



Can You Order These Events in the History of Flight?



Can you guess in which order these things happened?


1700

1800

1900

2000

First flight of a
hot air balloon



First flight of
an aeroplane



First flight of a
helicopter



First airliner flight
(carrying
passengers)



First flight into
space



Wright Brothers Role Play



You are going to create your own role play about the day that the Wright Brothers flew their first plane. We need to think about:

1. What happened on the day that the Wright Brothers flew their first flyer?
2. What would the people watching have thought or said to each other?
3. How would the Wright Brothers have been feeling?
4. What did people who were not eyewitnesses (they did not see it) think about it?



Wright Brothers Role Play



Who do you think would have said these things?

I am glad that there are not many people here to watch, that means nobody can steal our ideas!

I have never seen anyone fly before, this is the most amazing day of my life! What does this mean for the future?

I am nervous but I am sure that our invention will work, we have worked for so long on it!

It is easy to say that you've flown, but the Wright Brothers are either fliers or liars! It is difficult to fly, I need to see it to believe it!

In fact, because so few people saw the Wright flyers work, many people (especially in Europe) did not believe that the Wright Brothers had invented the aeroplane for several years!

Wright Brothers Role Play



You are going to act out what might have happened on the day the Wright Brothers flew their first plane. You can use these quotes to help you think about what you might say. Use your imagination and have fun!

I am glad that there are not many people here to watch, that means nobody can steal our ideas!

Wilbur or Orville Wright

I have never seen anyone fly before, this is the most amazing day of my life! What does this mean for the future?

An eyewitness

I am nervous but I am sure that our invention will work, we have worked for so long on it!

Wilbur or Orville Wright

It is easy to say that you've flown, but the Wright Brothers are either fliers or liars! It is difficult to fly, I need to see it to believe it!

A newspaper journalist

Thursday  Handwriting

*First find the words in the words
in the word search. Next Use your best
handwriting to write them out.*

Common Exception Words

b	y	c	d	w	f	g	h	i	j	k	s
m	y	o	p	h	r	s	t	u	v	f	o
y	z	a	b	e	d	e	f	g	h	r	m
k	l	m	n	r	p	a	s	k	t	i	e
h	x	y	z	e	b	c	d	e	f	e	h
e	j	k	l	m	n	o	p	q	r	n	o
r	v	w	x	j	z	c	b	c	d	d	n
e	h	i	j	k	l	o	v	e	p	q	c
s	t	h	e	r	e	m	z	a	b	c	e
e	f	g	h	i	j	e	l	m	n	o	p
q	r	s	t	u	v	w	x	y	z	a	b
c	d	e	f	g	h	i	o	n	e	m	n



by
my
here
there

where
love
come
some


one
once
ask
friend



Thursday



Day 1: Understand multiplication as repeated addition; Use multiplication sentences to describe a practical problem.



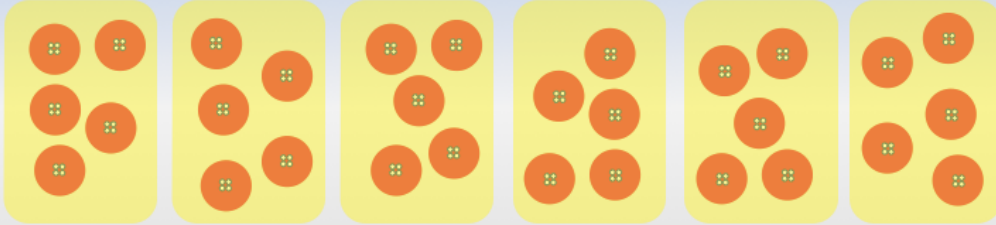
Three sets of 5 buttons. How many buttons are there altogether?

Let's count together in 5s: 5, 10, 15

That's 3 sets of 5 buttons.

$3 \times 5 = 15$

Day 1: Understand multiplication as repeated addition; Use multiplication sentences to describe a practical problem.




Six sets of 5 buttons. How many buttons are there altogether?

Let's count together in 5s: 5, 10, 15, 20, 25, 30

That's 6 sets of 5 buttons.

$6 \times 5 = 30$

Day 1: Understand multiplication as repeated addition; Use multiplication sentences to describe a practical problem.



Eight sets of 2 bears. How many bears are there altogether?

Let's count together in 2s: 2, 4, 6, 8, 10, 12, 14, 16

That's 8 sets of 2 bears.

$8 \times 2 = 16$

Write the number sentences in the
boxes to match the sets.

Thursday



Maths

e.g. $2 \times 4 = 8$ $5 \times 3 = 15$

© Hamilton Trust

resources_mult-div-frac_1931

Multiplication 'sets'

Can you draw the pobble here:

Thursday



English

The Pobble who has no toes

A Pobble looks like an **enormous** mermaid . It has a **large, round** head, **dark, curly** hair (that looks **wet**), and walks awkwardly on the **sea-green, scaley** fin-tail that starts at its **thick** waist. Its body is covered in moss and algae which causes a **slightly fishy** smell. A Pobble does not speak but uses its **amazing** eyes and squeaks like a dolphin to communicate.

2. All the adjectives, the words that describe things, have been highlighted.
Read it through and circle the adjectives you like best.





And the Golden **Grouse** came there,
And the Pobble who has not toes,
And the small Olympian bear,
And the Dong with a luminous nose.
And the Blue Baboon, who played the flute,
And the Orient Calf from the Land of Tute,
And the Artery Squash and the Biskey Bat,
All came and built on the lovely Hat
Of the Quangle Wangle Queen

Can you describe one of the other animals from the poem?

Use your imagination to think about what it might look like!
Draw a picture and describe it on the next page.

head tail arms legs body face nose eyes mouth

tall short fat dumpy plump lean skinny muscly


scaly furry fluffy smooth warty feathery

squeaks shouts whines whispers moans sings

Thursday



Describe your animal here



Thursday

Cut out the pictures and place them on
the order they were invented.

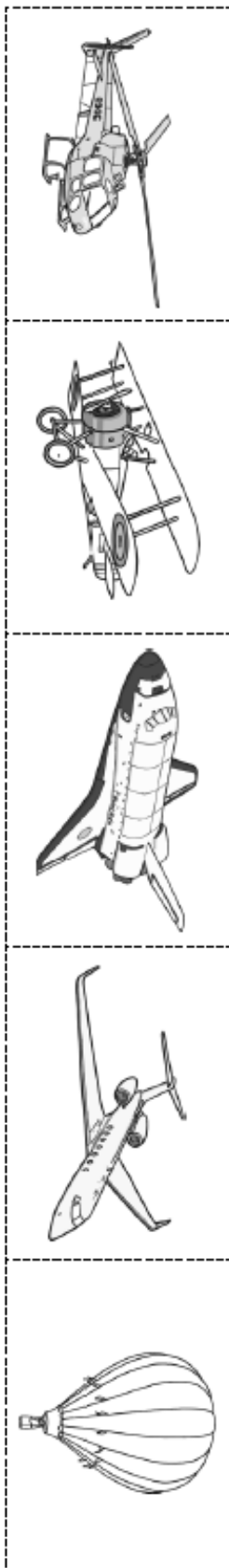
the timeline in

A History of Flight Timeline

Cut out each picture and place them onto the timeline in chronological order, according to when you think their first flight happened.

1700

2000



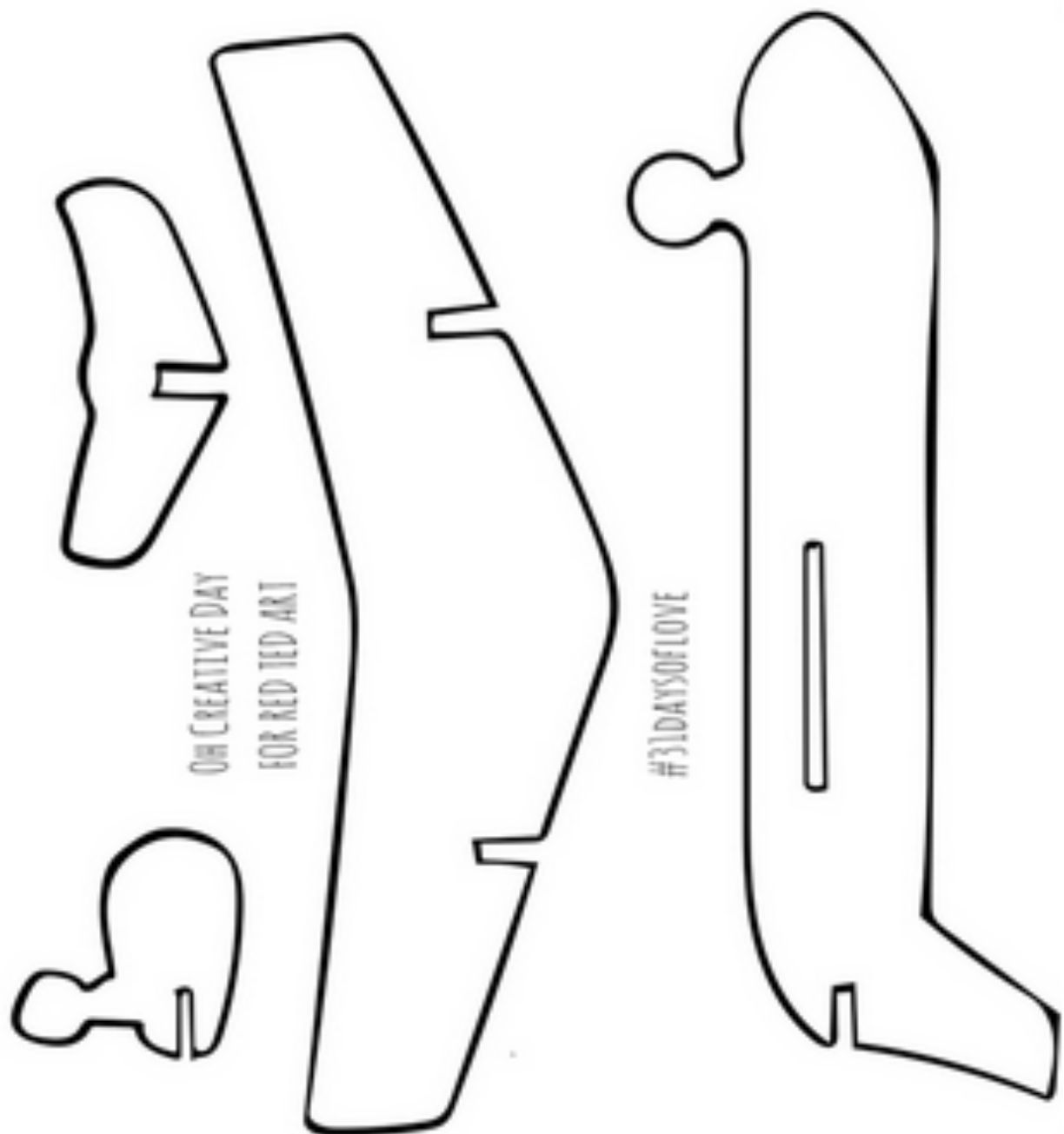
Thursday



Special

Can you make an air plane model or a hot hair balloon?


Make a poster about the invention of flight.





spare page

Friday



air
fair
pair
hair
chair

bare
dare
care
share
scared

Friday



Handwriting

hair

chair

bare

dare

care

share

scared

Friday




Maths

How many 2p coins? Sheet 2

Each of these purses contains different amounts of 2p coins. Look at the amounts and see if you can work out how many 2p coins would be in each purse.


10p



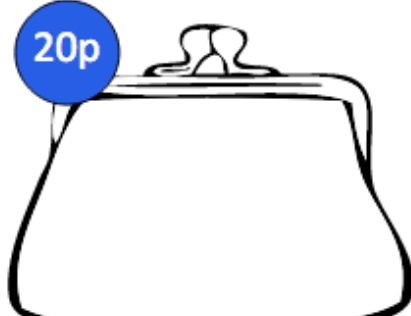
12p




18p




20p



14p



16p



© Hamilton Trust

resources_mult-div-frac_1931

How many 2p coins? Sheet 1

Each of these purses contains different amounts of 2p coins. Look at the amounts and see if you can work out how many 2p coins would be in each purse.

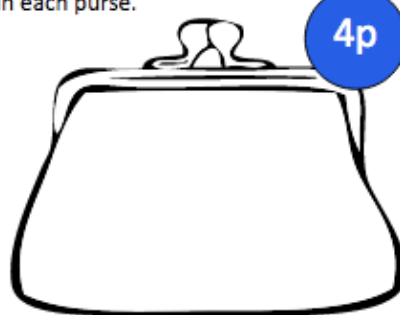
10p



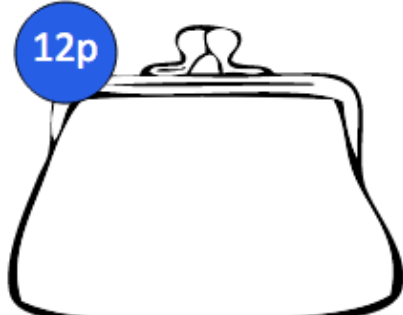
8p



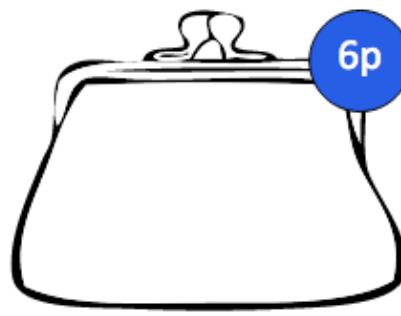
4p




12p



6p



14p



© Hamilton Trust

resources_mult-div-frac_1931

Friday



Maths

Solving problems

Sheet 1

Solve the problems:

1. How many towers of 5 can I make from 20 cubes?
2. How many towers of 2 can I make from 8 cubes?
3. How many towers of 10 can I make from 30 cubes?
4. How many towers of 5 can I make from 10 cubes?
5. How many towers of 2 can I make from 12 cubes?
6. How many towers of 5 can I make from 25 cubes?
7. How many towers of 5 can I make from 15 cubes?
8. How many towers of 10 can I make from 40 cubes?
9. How many towers of 5 can I make from 30 cubes?

Friday



★ Poetry Challenge

Read this simile poem. A simile is when you compare one thing to another, for example, **as bald as an egg**; **eyes like lightbulbs**. The English language is full of well-known similes, for example, **as quiet as a mouse**.

The Pobble

Pobble's head
Is bigger than a shopping basket.
Its hair is thick and dark
Like the twigs at the end of a broomstick.
Its eyes glitter
Like moonlight.
Its body is a dirty green
Like the bottom of a forgotten pond.
It walks
Like a newly born foal.

This poem has lots of similes in it. It takes each part of The Pobble's appearance (head, hair, eyes, body and the way he walks) and compares it to something else.

- ★ Talk to someone at home about similes.
- ★ See if you can underline the simile in each line of the poem. One has been done for you.

Now it's your turn to write a simile poem! Here's what to do:

1. Choose a character from The Quangle Wangle's Hat poem or make up your own fantastical character.
2. Write down each part of the character in the grid below.
3. Think about what each part is like and write your ideas into the grid.



List the part of the character you want to focus on	Simile ideas
Head or ... ?	
Hair or ... ?	
Eyes or ears or ... ?	
Legs or arms or ... ?	
Feet or ... ?	

Write your simile poem here and draw a picture when you've finished.





Special

PE Rainy Day Bingo.

- Cut out the cards and shuffle them.
- Make sure your space is clear.
- Put on your PE kit - trainers and stretchy clothes.
- Right let's go!

1. Pick a card and do that action 10 times.
e.g. Skip ten times

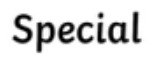
2. Count to 20 for a rest.

3. Now pick another card - do that 10 times!

4. Take a 20 count rest.

Keep going until you've done all of the cards,
then have a drink. Shuffle and start again if




STEM ACTIVITY 1
GLIDER STICKER TEMPLATE

spare page

Write a Prayer below

Thanks for..



Please Bless:



**Help Me
With:**

spare page



This week I learned _____

My favourite activity was _____

because _____.

I did really well with _____

I could get better with _____

To improve, I could try _____

