



















Timetable	Activities for Year 4 : 6th July - 10th July Colour in 1 star for each completed task. Email me your work or just a message to say hi year4@sjsp.islington.sch.uk
Spellings & Handwriting 	<div> <div> 1. Learn your spellings - use the daily activity sheets to help you. 2. You can also practise your spellings in a tray of flour or sand - writing with a spoon! </div> <div>  Handwriting Worksheets 15 mins per day  </div> </div>
 	<p>If you have internet you can use BBC Bitesize learning links and videos below in addition to some worksheets from maths pack</p> <p>Monday: https://www.bbc.co.uk/bitesize/topics/znwj6sg/articles/zxthnbk Negative numbers</p> <p>Tuesday: Negative number problems</p> <p>Wednesday: https://www.bbc.co.uk/bitesize/topics/z4nsgk7/articles/zqf4cwx Measuring in metric units</p> <p>Then use a ruler to measure things around your home.</p>
Break Time Activities - 1. American Football https://family.gonoodle.com/activities/touchdown-dance 2. Forgive others reflection time. https://family.gonoodle.com/activities/forgive-others	
 	<p>Goblinology</p> <p>Research and write about Goblins!</p> <p>What are goblins? - Make a profile</p> <p>How do you trap them?</p> <p>What is Goblin slime? Goblin playdough? (see page 2)</p> <p>Write the Evidence of a Goblin poem</p>
Break	Eat your lunch! Play time!
	<p>Try one of the science activities</p> <p>make a goblin slime</p> <p>learn about African countries</p> <p>Learn about African Environments and fauna (trees) and cities. Make your own project about a country in Africa.</p>
Story Time	<p>getepic.com try this site if you've run out of books to read. OR ask at school.</p>
	<p>1. Shuffle the PE cards and do circuits! 3. Joe Wicks P.E. 4. family.gonoodle</p> <p> (see back of pack for shuffle circuits cards to cut up)</p>
	<p> 1. Say thank you to someone who helps you with your work! Tell them what you enjoyed doing with them.</p> <p> 2. Share your learning with me at year4@sjsp.islington.sch.uk.</p> <p> 3. Write a prayer</p> <p> 4. Tell a grown up what you did well and what you could do better.</p> <p> 5. Write yourself a star award for something you're proud of.</p>

Extra Special	Activities to choose from this week	
Learn about countries of the African continent.	Make a mini- project about a country in African	What is the country famous for? What is the landscape like? Are there any famous people from there?



Goblin Slime



Stretchy Slime

- 100ml white PVA or clear glue
- 1-2 drops food colouring (optional, gel is better than liquid)
- 1 teaspoon bicarbonate of soda
- 2-3 tablespoons contact lens solution*
- Optional additions:
 - Large squirt metallic paint
 - Sprinkle of glitter

Colour the glue and add glitter if using, then mix in the sodium bicarbonate and slowly add 2 tablespoons contact lens solution. It should go hard and stringy. Mix well together until a ball of slime appears. Knead it until smooth. If it's too slimy, add in a drop or 2 of contact lens solution.

* Contains Borax. Toxic in large quantities. Do not eat. Always read the label. Wash your hands.

Hair Conditioner Slime

Those cheeky goblins have been messing about in the bathroom! Have a go at their conditioner slime, but don't make as much mess as the goblins!

- 1 cup hair conditioner (the cheap stuff, not Mum's expensive one!)
- Few drops food colouring (optional – or use a coloured conditioner)
- 2 cups cornflour

Mix the conditioner into the cornflour and enjoy! Pick one that smells nice, coconut is quite good, as the smell does linger!

Quick Cornflour Slime

This recipe is safe for all, including sensitive skin

- ¾ cup water
- Few drops food colouring (optional)
- 1 cup cornflour

Add the food colouring to the water. Put the cornflour in a bowl and slowly add the coloured water. Mix well. Adjust quantities if too dry or too wet. Cornflour slime is a non-Newtonian fluid. This means it can behave like a liquid or a solid depending on how much force is applied! Try squeezing and stretching the slime!

Perfect Playdough


The goblins have been mixing things up in the kitchen this time! This recipe uses boiling water, so get a grown up!

- 2 cups plain flour
- 2 tablespoons vegetable oil
- 1/2 cup salt
- 2 tablespoons cream of tartar
- 1 boiling water (add a little more if required)
- gel food colouring (optional)
- few drops glycerine (optional but does add stretch and shine!)

Mix well with a spoon and then tip out onto surface. When cool, knead until smooth.

PE
Play PE Car Shuffle
Bingo game.

Cards for cutting out are in
in Special Activity booklet



Learn to dance as a family - Zumba!
<https://family.gonoodle.com/activities/spread-love>



TRICKY WORDS WORKSHEET 1

Look at the words below.

There are 3 spellings of each word but only 1 is correct.
Write the correct spelling in the box



1	<input type="text"/>	accidentall	accidental	accidentally
2	<input type="text"/>	potatos	patatoes	potatoes
3	<input type="text"/>	women	wommen	wimin
4	<input type="text"/>	strainge	straynge	strange
5	<input type="text"/>	hart	haert	heart
6	<input type="text"/>	cercle	sercle	circle
7	<input type="text"/>	beleive	believe	beleave
8	<input type="text"/>	Febuary	February	Febrary
9	<input type="text"/>	medicine	medisene	medicene
10	<input type="text"/>	therfore	therefore	theirfour
11	<input type="text"/>	remember	rememba	remmembe
12	<input type="text"/>	knowlege	knowledge	nowledge
13	<input type="text"/>	norty	naughty	nauty
14	<input type="text"/>	qarter	qwarter	quarter
15	<input type="text"/>	brethe	breave	breathe



1

Focus

**A** Trace and write the pattern and letters.

ssss

ssss

es es

ies ies

ses ses

eys eys

B Trace and write the words.

cats

ducks

foxes

ponies

monkeys

butterflies




Practising forming the letter s correctly

Monday



English



Welcome, children, squizzles and wimbles! My name is Dr Frizzle and I own this spectacular shop. It is a shop full of curious creatures and magical mementoes. I am particularly proud of the books that I have in my shop. Let's have a look



at the bookshelf – watch out for the spider webs! Ahh... here is one of my favourite ones... *Goblinology: The Ultimate Guide to Goblins*. This is a really useful book as you never know when you are going to find a goblin but, when you do, you must know what to do with it. Come with me now and let's read the book together. Who knows, you may get a visit from a goblin later on this week!

Monday



English

The book is called **Goblinology: The Ultimate Guide to Goblins**.

-ology is a suffix (a suffix is a group of letters added to the end of a word that change its meaning).

Ology means the study of something. So, **Goblinology** is the study of goblins.

Here are some other words you may have heard of ending in -ology. What do you think they are the study of? Circle the correct definition below. *The answers are at the back of this book.*

Biology

The study of plants

The study of bicycles

Zoology

The study of zooming rockets

The study of animals

Archeology

The study of past human life and cultures

The study of arches

Ecology

The study of elephants

The study of living things and their environment

Let's make up some -ology words. Look at my examples:

noun + ology = study of that creature

Title	The study of
Dragonology	the study of dragons
Cakeology	the study of cakes
Giantology	the study of giants

Now, think of 3 of your own:

Title	The study of

Monday



English

Different types of goblins

Did you know that there are lots of different types of Goblins? In an earlier unit called the Impossible Possible Bookshop you might have met Treerumple, who is a Tree Goblin, but let's meet three more.

Four facts about a Star Goblin

- 1) They live on top of stars
- 2) They can fly
- 3) Star Goblins are very small
- 4) They enjoy having parties on the moon



Four facts about a Cupboard Goblin

- 1) They live in food cupboards
- 2) They are greedy
- 3) Cupboard Goblins wear big, black boots
- 4) They are excellent at cooking



Four facts about a Grass Goblin

- 1) They can often be found in gardens
- 2) They like stealing garden gnomes
- 3) Grass Goblins love to eat red and yellow roses
- 4) They are very good at making slime and leaving it in gardens!




Monday



English

Can you draw your own goblin, think of a name for it and write down 4 facts? Use the space below.



Name _____

1)

2)

3)

4)

Have a look at this paragraph about the Grass Goblin. What do you notice about how the facts have been written?

Unsurprisingly, the **vast majority** of Grass Goblins can be found in gardens **because** they love to eat red and yellow roses.

Interestingly, **most** Grass Goblins like stealing garden gnomes **and** leaving behind their slime.

I have:

- ★ started the sentences with some engaging **adverbs**
- ★ joined two facts together showing how one led to the other by using 'because'
- ★ joined two facts together using 'and'
- ★ Used words like, '**the majority**' and '**most**' to generalise about these goblins
- ★ used the present tense (love/like).
- ★ Here is a word bank with more useful words to use:

Monday



English

Amazingly,	Interestingly,	Surprisingly,	In addition,	Contrary to popular belief,
A few	Several	Many	All	A small number of..
because	when	as	if	despite

Can you use the words in the table above (or some of your own) to join the facts about the Cupboard Goblin together?

Cupboard Goblin	
1)	They live in food cupboards
2)	They are greedy
3)	Cupboard goblins wear big, black boots
4)	They are excellent at cooking



.....

.....

.....

.....

.....

Tuesday



Adverbials of frequency and possibility

y p r a r e l y j j b x p k p
 p t p o s s i b l y z n j s r
 u e u s u a l l y p g a c r o
 r v c o h d s c g f w j d e b
 f n r e g u l a r l y p b y a
 r o c c c p e p l o c y d r b
 e t q v b e w g d k a d c a l
 q c b n b r r m m m v a a u y
 u t a x n h j t u a t x v d x
 e l y f a a p r a j e y t e j
 n e p t k p t i a i x x r t n
 t q y t r s u f p k n s l r e
 l o o c c a s i o n a l l y e
 y o q m l w x x r r t w y a p
 b e g r c l s p a y q b z y m

regularly

usually

maybe

probably

occasionally

rarely

certainly

frequently

perhaps

possibly

Tuesday



Handwriting

Adverbials of frequency and possibility

Practise your weekly spelling words using cursive handwriting.

regularly

occasionally

frequently

usually

rarely

perhaps

maybe

certainly

possibly

probably



Everything you need to know about a Cloud Goblin (Nubes Cobalus)

Listen to the report here: <https://soundcloud.com/talkforwriting/goblin-report/s-FLBBEkUpruz>



Introduction

Cloud Goblins (Nubes Cobalus) are gentle creatures who have an excellent sense of humour. Read on to find out more.

Appearance (what they look like)

Have you ever seen a Cloud Goblin? Like most goblins, they have huge feet, stubby legs and a large nose. The majority of Cloud Goblins have white, black or rainbow coloured hair. However, some have hair the colour of bright lightning. Additionally, most Cloud Goblins have big bushy beards (often with raindrops

hanging from them) and huge ears, which can detect a small sound over 20 miles away. Cloud Goblins like to wear yellow raincoats and dark sunglasses.

Habitat (where they live)

Cloud Goblins live in the skies all over the world. Cloud Goblins like to live in large rain clouds (nimbostratus clouds) where they are camouflaged. Many Cloud Goblins can be found dwelling in the clouds above mountain ranges such as the Andes or the Alps.

Diet (what they eat)

Cloud Goblins eat marshmallows, candyfloss and lightning-bolt biscuits. They also love to drink frost or fog milkshakes but they must never drink rainwater because they are allergic to it.

Surprising Features

Cloud Goblins have many surprising features. Despite their short legs, they are remarkably good at jumping, which means they are often found jumping long distances from one cloud to another. Interestingly,

Tuesday



English

Cloud Goblins are quite heavy and they enjoy playing snow-flake frisbee.

Hobbies

Cloud Goblins love to make shapes out of clouds. Have you ever looked at a cloud and thought: 'That looks like a dog, a flower or a face?' If you have, then it is probably a Cloud Goblin that has created that.

Finally, the most amazing thing about Cloud Goblins is that they never sleep and they really enjoy reading Star Goblins enchanting stories.



Quiz Time

What have you learnt about Cloud Goblins? Have a go at this quiz. There are 3 answers to choose from, circle the correct one. The answers are at the back of this booklet if you get stuck or want to check.

Question	Answer 1?	Answer 2?	Answer 3?
What type of feet do Cloud Goblins have?	small	huge	hairy
Where can the vast majority of Cloud Goblins be found living?	on small white clouds	in raindrops	above mountain ranges such as the Alps of Andes
What can't Cloud Goblins drink?	milkshakes	rainwater	wind
What are Cloud Goblins very good at?	jumping long distances	singing	flying
What do Cloud Goblins like doing as a hobby?	cooking	sewing	making shapes out of clouds



Wonderful Words

Are there some words that you are not sure of in the report? I asked my Cloud Goblin friends what some of them meant and they gave me a definition and an example to help me.

Word	Meaning	Example
Nubes Cobalus	This is the Latin word for Cloud Goblin (nubes = cloud and Cobalus = Goblin)	Not many humans have ever seen a Nubes Cobalus.

Did you know ... many reports use Latin names?

Your turn. Write your own sentence using the words *Nubes Cobalus*.



.....

Word	Meaning	Example
stubby	short and thick	Puja's pencil was stubby

Your turn. Write your own sentence using the word *stubby*.



.....

Word	Meaning	Example
majority	most or the biggest number	The majority of sweets are red.

Your turn. Write your own sentence using the word *majority*.



.....

Tuesday



English

Word	Meaning	Example
detect	find or discover something	The Star Goblins detected a full moon.

Your turn. Write your own sentence using the word *detect*.



.....

Word	Meaning	Example
camouflaged	hide or disguise something	The tent was camouflaged by the trees.

Your turn. Write your own sentence using the word *camouflaged*.



.....

Word	Meaning	Example
dwelling	somewhere you would live	Cackle the witch returned to her dwelling in the woods.

Your turn. Write your own sentence using the word *dwelling*.



.....

Word	Meaning	Example
remarkable	amazing or extraordinary	Grimble the Grass Goblin found a remarkable flower.

Your turn. Write your own sentence using the word *remarkable*.



Tuesday




Special

Make a Goblin Monster

Look at these fantastic monsters made by Mrs Darlington. Why not have a go at creating your own goblin monster – can you write a set of instructions for someone to make yours?

Pom-Pom Monster

A super fast method of pom-pom making requires only three things – wool, scissors and your hand! Tuck the end of the wool in between two of your fingers and get wrapping around three or four of your fingers. Don't wrap too tightly because you need to be able to remove the wool easily. When you are happy with the volume remove it from your hand and tie a separate piece of wool around the centre. Trim and fluff up your pom-pom. Then turn it into a monster by adding eyes, horns and feet.



Open Monster Mouths

For this activity you will need card, scissors and glue. Cut two circles from the card, fold one in half and stick it on top of the other one. This will form the monster's mouth. Stick some black paper inside the mouth and add some monster teeth. You can then cut other monster parts out of the card – this one has two arms, two feet, a tail and some groovy hair! You could draw the eyes on, use googly eyes or cut them out of paper.



Monster Art Ideas

Look, Cover, Say, Write, Check

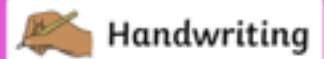
Wednesday



regularly		
occasionally		
frequently		
usually		
rarely		
perhaps		
maybe		
certainly		
possibly		
probably		

twinkl.co.uk

Wednesday



Adverbials of frequency and possibility

Practise your weekly spelling words using cursive handwriting.

regularly

occasionally

frequently

usually

rarely

perhaps

maybe

certainly

possibly

probably

Wednesday



English

Plan your report

First, choose a goblin to write about

Goblin:



Title:

What is your report all about?

Introduction

What 2 or 3 key facts are you going to write about to start your report?

Appearance

Make some notes about what your goblin looks like including what they wear.

Habitat

Where does your goblin live? Are there any extra details that your reader needs to know about where they live? How will you describe it?

Diet

What do they eat? What's their favourite thing to eat? Is there anything that they don't like or can't eat?

Surprising features

Think of 2 or 3 fascinating facts about your goblin. What will surprise the reader about them?

Hobbies

What does your goblin like doing? What do they do in their spare time?

Conclusion

How will you finish your report? What final thing will you tell your reader?



2. Joshua's report and his drawing that he did during Lockdown at home. Can you magpie any ideas from him?

Spear Goblins by Joshua Thomas

Did you know that Spear Goblins are considered to be the most disgusting animal on the planet? On the outside, they look like green, disgusting slime. However, on the inside, they are in fact nice, friendly creatures.



Slit its head open and you will find an aquarium of friendly sea creatures crowding together. This makes Spear Goblins very confused all of the time.

Before we open its ear, be warned - you might find something really disgusting. Peeling back the skin, you will see mouldy mushrooms covered in ear wax and wriggly worms slithering everywhere.

Most Spear Goblins have very rude manners. Open up their mouths and you will hear monstrous burps that are as loud as thunder.

Interestingly, a Spear Goblin's belly is in two halves. One half is full of tasty fruit (this is because they love eating any fruit that they can get their grimy hands on). The other side is full of wildlife, including slimy slugs, curly snails, tickly spiders and rainbow-coloured woodlice. What a disgusting diet!

But that's not all. Spear Goblins keep rabbits in their underpants. You may be wondering why they do this ... the truth is that no-one knows. Perhaps it helps them to bounce up and down.

Remember - Spear Goblins are extremely naughty, especially with their weapons, so watch out!



Publish your report

Now to write and publish your report. You could present it like the Cloud Goblin in this booklet OR in the style of Clotilde Perrin's book, 'Inside The Villains'. Clotilde uses lift up flaps to reveal more about her characters. Have a look at this example:



To find out more about a day in the life of Clotilde Perrin have a look at this website: <https://geckopress.com/day-in-life-of-clotilde-perrin/>

Thank you Clotilde and Gecko Press for giving us the permission to share this wonderful book.

Look at these examples that other children have done. They may give you some inspiration: 1. A large poster created by pupils at East Hunsbury Primary School, Northampton



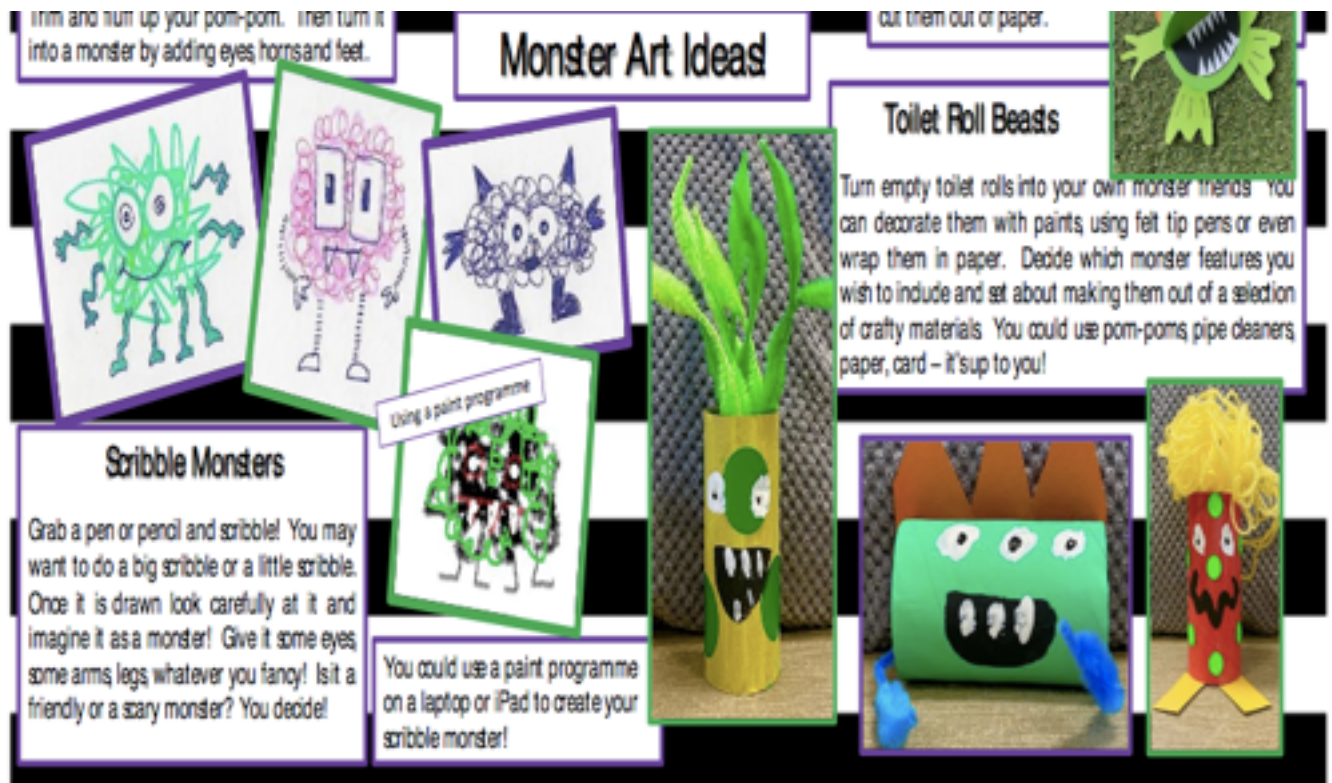
Wednesday



Special

MAKE A GOBLIN OR MONSTER!

Use recycling rubbish or any art materials you can find.



Thursday



c	o	n	s	i	d	e	r	m	p	e	h
f	x	k	b	c	t	l	d	e	e	n	i
x	t	h	o	u	g	h	d	n	c	c	s
d	d	y	j	m	r	o	r	t	u	a	t
f	e	o	f	p	o	x	e	i	l	r	o
z	c	o	s	l	u	o	s	o	i	u	r
s	i	s	u	e	p	t	s	n	a	g	y
t	d	n	f	t	i	r	s	t	r	h	g
r	e	m	e	d	i	c	i	n	e	r	j
o	i	w	e	i	g	h	t	m	m	z	e
k	n	e	b	s	c	i	c	a	r	e	r
r	q	u	a	r	t	e	r	g	g	i	e

consider

mention

history

though

group

medicine

decide

weight

quarter

peculiar

Handwriting

[illegible]

How to trap a Grass Goblin

Listen to the instructions here: <https://soundcloud.com/talkforwriting/trap/s-uCuH6Fyc7F8>

Are YOU fed up with finding stinky slime covering your lawn?

Are YOU tired of your favourite gnomes being stolen?

Are YOU frustrated by all of your finest roses being picked? If so, it sounds like you have a Grass Goblin problem, but do not worry!



Follow these helpful, and easy to understand, instructions carefully and you will rid yourself of these pesky goblins once and for all.

Word of warning: Prior to reading these instructions, ensure that you are sitting in a safe place, away from any Carpet Goblins; some may be camouflaged, so check carefully.

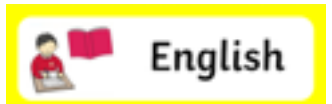
What you will need:

- an extra-large bunch of red or yellow roses (often sold at your local supermarket).
- 1 reinforced cage measuring approximately 8m x 8m x 8m - steel is an excellent material to use due to its strength.
- rubber gloves (these can be purchased at your local garden centre; these are for you, so check they are the right size).
- lots of leaves, twigs and foliage (if in winter a chopping up a large Christmas tree will suffice).
- magic padlock or rope.

What to do:

First, put the cage in the centre of your garden and cover it with the leaves, twigs and foliage. Completely covering the cage is vital, as an intelligent Grass Goblin will soon spot a trap.

Thursday



Secondly, place several of the roses into the cage and make a trail with the rest leading all the way into the cage.

Then, hide behind an object large enough to conceal yourself fully.

Following this, wait. Be patient. Wait until your Grass Goblin smells the sweet scent of the roses and eventually gives into the temptation and enters the cage.

Penultimately, once your goblin is inside, close the cage door but make sure you wear your gloves, just in case the goblin decides to bite you! Secure the cage by locking it with your magic padlock or some strong rope.

Finally, call the Minister of Goblin Disruption, who will come and remove your goblin, and return it to its rightful land.

Top Tip

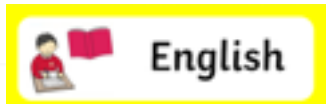
Professor Smug-A-Lot, from the University of Goblinton, found that if a goblin becomes in distressed, singing them a lullaby often helps to calm them. Alternatively, you may want to refer to the, How to care for your Grass Goblin instruction manual.

Conclusion

Finally, if you have followed these instructions carefully, you will be able to enjoy a Grass Goblin free day. Well done!

If Grass Goblins are not the problem, please refer to one of our other helpful instruction guides:

- How to trap a Star Goblin
- How to trap a Cloud Goblin
- How to trap a Tree Goblin
- How to trap a Cupboard Goblin
- How to trap a Rainbow Goblin



Instructions

Instructions tell us how to do something. They should be:

- * Easy to understand
- * In the order that you want the instructions to be completed
- * Include important information that the reader will need to know in order to complete the instructions successfully.

Word meanings

What do some of the words mean? Let's have a look at some of the words in the instructions and their meanings.

Word	Meaning
frustrated	when you feel annoyed or cross at something you can't do or change.
pesky	something that causes trouble or is annoying
foliage	leaves of a plant
penultimately	lastly, except for one
disruption	when something has been disturbed, interrupted or is stopped because of something else.


Choose 4 of the words and draw a little picture to help you remember the definition.

Goblin trap

Design and make a goblin trap

Use this page to design your own goblin trap or goblin trapping machine. The machine may differ depending on the goblin that you are trying to trap.

- * Draw and label a picture of it.
- * Use the box beneath it to explain how it works.
- * Can you make your machine?





Africa



Africa is one of the world's seven continents.

Africa is located to the west of Australia.

The continent is roughly split in half by the equator.

The continent is bordered by the Atlantic Ocean to the west and the Indian Ocean to the east. It is connected to Asia by the Middle East.

It is the second largest continent in the world in terms of population and area size.

Did
You
Know
?

The average age of people living in Africa is just 19 years old!



The eastern part of the continent is the most densely populated region.

Most Africans are either Christian or Muslim.

There are more than 2000 languages spoken in Africa today. The main languages are Swahili, Arabic and French.

Soccer is the most popular sport in Africa. Some of the world's best players come from here.

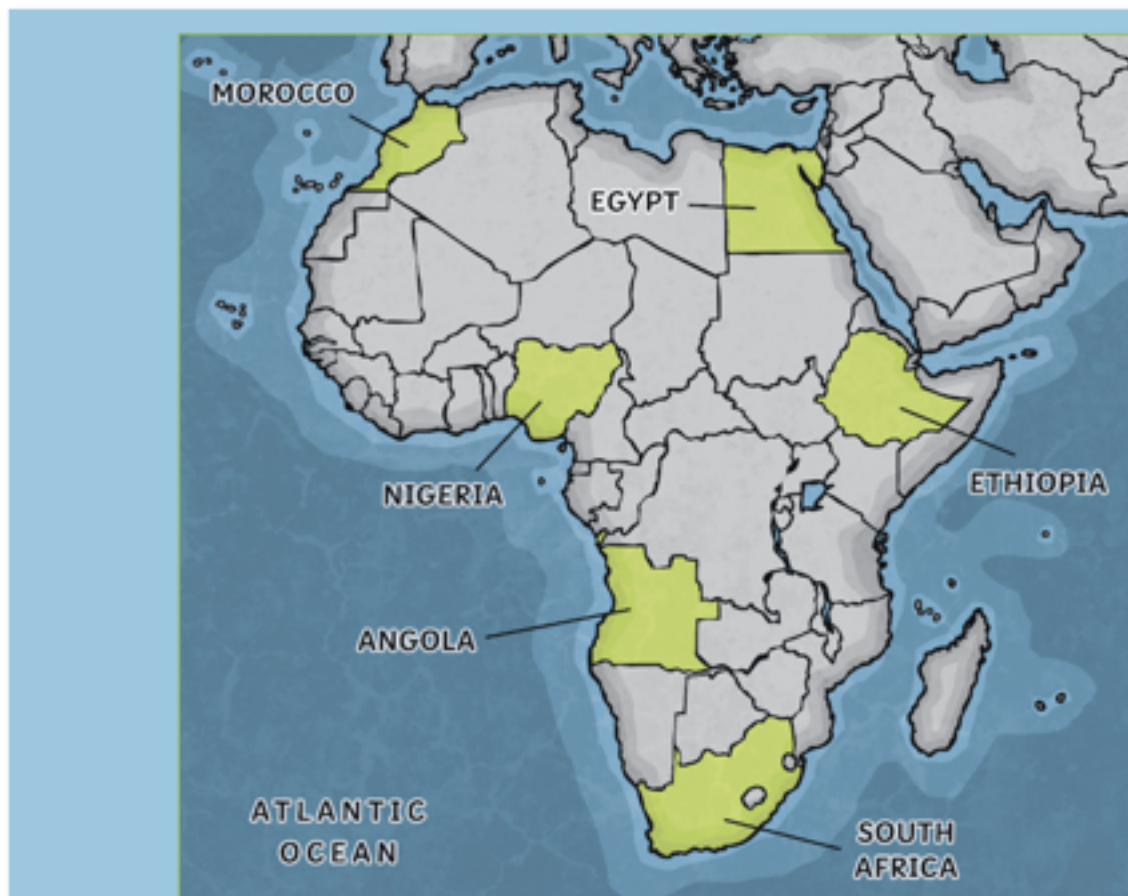
Music and dance are hugely important to the cultural life of African people.



Dancers in Kenya



There are 54 countries in Africa. How many can you name?



Geography Countries



Ethiopia

Ethiopia is a landlocked country in East Africa. It is the second most populous country in Africa and the capital city, Addis Ababa, sits high up in the mountains. The official language of Ethiopia, Amharic, uses one of the oldest alphabets in the world. Ethiopia is known as the The Roof of Africa because of its mountainous landscape. In Ethiopia, you will also find Lake Tana, a huge lake that feeds the Blue Nile River. The country is split in half by the Great Rift Valley where some of the oldest known human remains have been found.



Great Rift Valley, Ethiopia


Geography Countries




Angola

Angola is located in southern Africa on the west coast. Angola has one of the fastest growing economies in the world and its major export is oil.


Portuguese is the main language in Angola because the country was ruled by Portugal for many years. The landscape is dominated by a flat plain along the coast then mountains give way to a high plateau as you travel deeper into the country.




Mountains, Angola



Geography Countries



Nigeria
Nigeria is located in West Africa. It is often known as The Giant of Africa because it has the biggest population and largest economy on the continent. There are more than 500 different languages spoken in Nigeria. Roughly half of Nigeria's population are Christian and half are Muslim. Nigeria's landscape is dominated by the Sahara Desert in the north and open savannah and rainforest in the south.




Farin Ruwa Falls, Nigeria

"Farin Ruwa" by Jeremy Woods is licensed under CC BY SA

A larger slide titled 'Geography Countries' with the same circular logo. It features a photograph of a waterfall cascading over a rocky, forested hillside. The caption 'Farin Ruwa Falls, Nigeria' is at the bottom left. Below the image is a small text credit: '"Farin Ruwa" by Jeremy Woods is licensed under CC BY SA'.

Egypt

Egypt is located in the north-east corner of the continent. The country is famous for the Ancient Egyptian civilization and the famous Pyramids of Giza and many other ruins and tombs. The landscape of Egypt is dominated by the Nile River, the Red Sea and vast desert regions.



River Nile, Egypt

A slide titled 'Egypt' with a photograph of a sailboat on the Nile River. The caption 'River Nile, Egypt' is at the bottom left.

Morocco

Morocco is located in north-west Africa. The main languages are Berber and Arabic, but many people also speak French. The landscape of Morocco features a long rugged coastline, the towering Atlas Mountains and the Sahara Desert.

Sahara Desert, Morocco

"Sahara Desert" by Maxime is licensed under [CC BY-SA](#)

South Africa

South Africa is the southernmost country in Africa. It is often called the Rainbow Nation because of the diverse range of languages, cultures and religions that exist there. Most South Africans are Christian and there are eleven official languages. The country's vast coastline connects with both the Atlantic Ocean and the Indian Ocean. The landscape is dominated by a long mountain range that runs parallel to the coastline with large desert and savannah regions inland.

Drakensberg Mountains, South Africa



Test yourself - how many countries can you remember?

Thursday



Special

Spare page

Africa Map Activity

To recognise the main characteristics of Africa.

Cut out the country names and paste them on the map.



South Africa

Morocco

Nigeria

Angola

Egypt

Ethiopia

Extension: What other countries in Africa can you label?

How to spot a goblin: Evidence of a Goblin Poem

Read Pie Corbett's poem *Evidence of a Dragon* or listen to it here:

<https://soundcloud.com/talkforwriting/trapper/s-ixHi8jaT56u>

Evidence of a Dragon

(notes taken from *The Dragon Tracker's Manual*)

Large enough, most can be identified from a safe distance.

(However, the Redhill Ridge-back is only the size of a puppy and therefore hides with ease).

When seeking dragons, take care

To look for tell-tale signs:

Trees may be stripped bare of leaves, bark will be charred.

It should not be hard to find scorch marks on walls

and, of course, the smouldering

remains of building

are a good indicator

that a dragon has passed your way.

After a dragon has called -

houses, shops and town centres

are deserted -

front doors left open,

unfinished meals on table-tops,

and TVs still blaring.

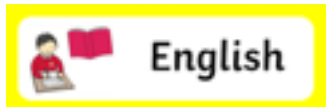
A daring dragon will rob shops,

leaving the butcher's empty.

The chewed remains of cattle are a dead giveaway.

Dragon tracks are hard to miss -

even by the least experiences of hunters.



So too are places where trees,
Bushes and sheds have been blown over.

(Remember – the force from
a full-grown dragon's wings
is as powerful as a hurricane).

Of course, claw marks raking the earth,
turf scratched and scars on pavements
or tarmac roads all indicate a dragon's presence.

Fragments of broken shell
and piles of jewels
suggest an abandoned dragon's nest
and should be treated with caution
in case their owner returns
and burns anyone
caught loitering nearby.


Any sighting of a dragon flying,
at rest, or on the move
should be reported at once
To the DPD
(Dragon Prevention Department),
Who will attempt to tempt
the dragon to kiss a princess
and fall into a hundred years of blissful sleep.

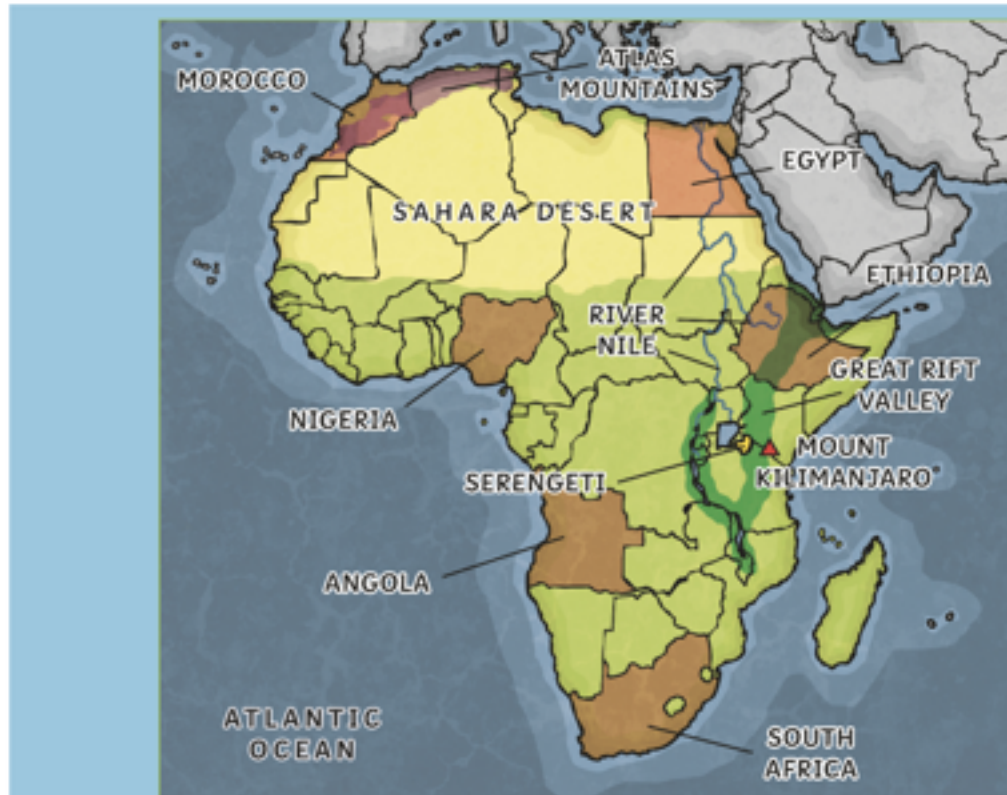
Ps. Vacancies exist
for any princess
who will not be missed!

Write your own poem called Evidence of a Goblin

If a goblin visited your house, school or town, what evidence do you think they would leave? Would a Cupboard Goblin leave the same evidence as the Storm Goblin or the Bog Goblins? Record your ideas here:

Things that you might see or find:	Sounds that you might hear:
What might go missing?	Other ideas?





Geography Environments



Nile River

The Nile River is thought to be the longest river in the world. It flows for 6650km from its source in central Africa, through a total of ten countries before finally reaching the Mediterranean Sea on the coast of Egypt. The Nile River was especially important to the Ancient Egyptians and even today, most Egyptians live along the shores of the river. The Nile River is the source of water for millions of people and is also a vital habitat for many of Africa's most famous animals, including hippopotamuses and crocodiles.



Nile River, Uganda



Nile River, Uganda



Geography Environments



Sahara Desert

The vast Sahara Desert is the largest in the world. In fact, it also covers one quarter of the entire continent of Africa. If the desert was a country, it would be larger than Brazil. It stretches from the Atlantic Ocean in the west, all the way across Africa to the Red Sea in the east. Very few people live there due to the hot, dry and windy climate. The Sahara Desert was not always so hot and dry however. As recently as 4000 years ago, the region was lush and green but a shift in the Earth's tilt changed the climate in the region to create the huge desert we see today.

Sahara Desert, Morocco

"Sahara" by unknown artist is licensed under [CC BY 4.0](https://creativecommons.org/licenses/by/4.0/)

Mount Kilimanjaro

Mt. Kilimanjaro is the tallest mountain in Africa. It is located in Tanzania and towers 5895m tall above the surrounding plains. It is a dormant volcano, the most recent volcanic activity occurred 200 years ago. Every year thousands of people climb Mt. Kilimanjaro but only two-thirds make it to the top. Many animals live on this vast mountain, including buffalo and elephants. Due to climate change, the glaciers on Mount Kilimanjaro are rapidly disappearing.



Serengeti, Tanzania

Serengeti


The Serengeti is a vast grassland that stretches across Tanzania and Kenya in East Africa. It is home to many of the most famous animals in Africa, including lions, giraffes, cheetahs and elephants. Every year, 1.5 million herbivores, including wildebeest and zebras migrate south then return months later. It is the most popular safari destination in the whole of Africa while also being home to many of Africa's most unique cultures, like the Maasai people.

Geography Environments



Great Rift Valley

The Great Rift Valley is a 6000km long trench that runs the length of East Africa and even extends into Asia. It was created by tectonic plate movements inside the Earth's crust. It is still being created today and many volcanoes and earthquakes occur in the region. Some of the world's deepest and largest lakes are found here. The Great Rift Valley is also where scientists believe humans first appeared many years ago.



Great Rift Valley, Ethiopia



Great Rift Valley, Ethiopia

Atlas Mountains

The Atlas Mountains stretch for 2500km across the north of Africa. These rugged mountains separate the Mediterranean Sea from the Sahara Desert. The environment in the Atlas Mountains is hugely diverse, ranging from lush forests to wild snow-capped peaks. Now extinct North African bears, lions and elephants once lived in this beautiful region, but were all sadly hunted to extinction by man.



Atlas Mountains, Morocco

Geography Google Earth



Use the Google Earth tool to find these amazing places in Africa:

Sahara Desert

Egypt

Nigeria

Great Rift Valley

South Africa

Mount Kilimanjaro

Serengeti

Atlas Mountains

Nile River

Click here:-


<https://earth.google.com/web/@0,0,-24018.82718741a,36750128.22569847d,35y,0h,0t,0r/data=KAE>

Take notes or drawings of what you see!

Geography Flora



Africa has some of the most unique plants on Earth.



Baobab, Tanzania

Geography Flora



Cities of Africa

Fever Tree

The very unique fever tree grows across southern and eastern Africa. It is one of the only trees in the world that can photosynthesise using its bark, most trees do this in their leaves. Early explorers believed the tree made them sick and therefore called it the fever tree. In fact, it was the mosquitoes that lived in the same areas as the trees that were making them sick by giving them malaria. Today, the bark of the fever tree is actually used to treat fevers and also eye problems. Baboons love the taste of the sap and seeds while many birds choose to nest in its branches as its many thorns provide excellent protection against predators.

Fever tree, Tanzania



Leadwood

The imposing leadwood tree is found across southern Africa. It is one of Africa's tallest trees. The wood of the leadwood tree is so dense that it will sink if put into water. It is so dense that termites cannot penetrate it and they will remain standing many years after they have died. They are very slow growing and can live for thousands of years.

**Did
You
Know?**

Smoke from burning green leaves from the leadwood tree is used to treat coughs and colds. But boiling the roots of the leadwood then drinking the water is a treatment for diarrhoea!



Geography Cities



Africa features some of the most diverse and fastest growing cities in the world.



Lagos

Lagos

Lagos is the biggest city in Nigeria. More than 13 million people live there. It is located in the south of Nigeria. It is also one of the fastest growing cities in the world. Lagos is famous for the Nollywood movie industry, which is the second biggest in the world!



Cairo

Cairo

Cairo is the largest city in Egypt. In fact, with a metropolitan population of more than 20 million people it is one of the biggest cities in Africa. Cairo is also the capital city. Its most famous landmark is the Great Pyramid of Giza. It is also home to the world's oldest university and the Egyptian Museum where the world famous death mask of Tutankhamen is kept. It is an ancient city that has been ruled by many civilisations, including the Romans, French and the British.



Johannesburg

Johannesburg

South Africa's biggest city is Johannesburg. More than 5 million people live in the city, with another 4 million people living in the surrounding area. Here you will find the tallest building in Africa and the continent's busiest airport.



Addis Ababa

Addis Ababa

Addis Ababa is the biggest city in Ethiopia. The population is approximately 3 million people. It is also the capital city. In Amharic, Addis Ababa means 'white flower'. The city sits high up in the mountains at 2400m above sea level and this makes it the fourth highest city in the world.



Cut out the countries, and features of Africa and find the correct places to stick them on the map.

South Africa	Morocco	Nigeria	Angola
Egypt	Ethiopia	Sahara Desert	Nile River
Mount Kilimanjaro	Serengeti	Great Rift Valley	Atlas Mountains

spare page

PE Rainy Day Bingo.


- Cut out the cards and shuffle them.
- Make sure your space is clear.
- Put on your PE kit - trainers and stretchy clothes.
- Right let's go!

1. Pick a card and do that action 10 times.
e.g. Skip ten times
 2. Count to 20 for a rest.
 3. Now pick another card - do that 10 times!
 4. Take a 20 count rest.
- Keep going until you've done all of the cards, then have a drink. Shuffle and start again if



Write a Prayer below

Thanks for..



Please Bless:



**Help Me
With:**



spare page



This week I learned _____

My favourite activity was _____

because _____.

I did really well with _____

I could get better with _____

To improve, I could try _____

