

Topic

Pablo Picasso - What do you know about him?

This a brief introduction to who he was.

Your task is to find out much more and say why was he so influential and famous.

Pablo Picasso

1881 - 1973





Pablo Picasso was born in Malaga, Spain. When he was baptized, his name was 23 words long! Pablo Diego José Francisco de Paula Juan Nepomuceno María de los Remedios Cipriano de la Santísima Trinidad Mártir Patricio Clito Ruiz y Picasso.

Picasso's father was an artist and gave Pablo art lessons. He finished his first painting, *Le Picador*, when he was nine. When he was 13, he was admitted to the School of Fine Arts in Barcelona. At 16, he went to Spain's top art school, Madrid's Royal Academy of San Fernando.

In 1900, Picasso went to Paris where he met Max Jacob, a journalist who helped Picasso learn French. In 1905, some American art collectors bought some of Picasso's paintings and he became famous. Initially, Picasso painted in

a realistic manner but later his work became more abstract.

Picasso co-founded the Cubist movement. Cubism was a new way of painting, in which artists would paint a person or object from different angles using geometric shapes. The artists created a picture of something by breaking it up into different blocks. Picasso (and other artists) began to add other materials, leading to the invention of collage.

Picasso died in France in 1973. Several of his paintings are amongst the most expensive in the world. More of his paintings have been stolen than any other artist's.

Website good to use

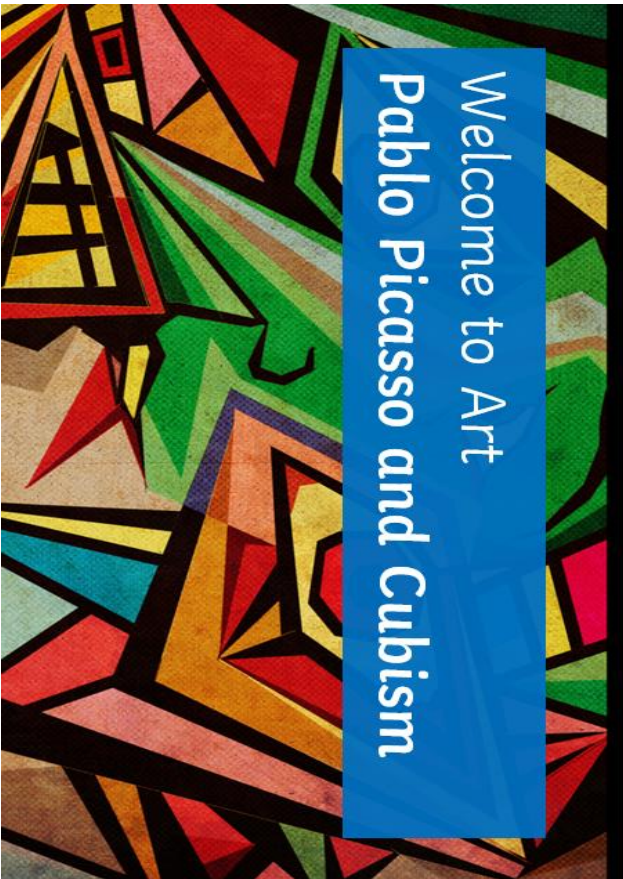
<https://www.tate.org.uk/kids/explore/who-is/who-pablo-picasso>

https://www.ducksters.com/biography/artists/pablo_picasso.php

<https://www.coolkidfacts.com/pablo-picasso/>

<https://www.bbc.co.uk/bitesize/clips/zdfgkqt>

<https://magiclanternart.org.uk/>



Learning Objective

- To experiment with cubism portraits.

Success Criteria

- To use bold block colours.
- To show experimentation of proportion and form.
- To express an emotion through a cubism portrait.

Everything Changes in Art

Look at the portraits below. What do all of the images show?
Which image do you think is the most modern?
What is the same in each painting?
Why do you think artists choose such different ways of painting?
Do the paintings show emotion? How does the artist show these emotions?

1812-1814



Portrait of a woman in a red dress, likely a work by Jacques-Louis David.

2016



Portrait of a woman with dark hair, likely a work by a contemporary artist.

1909



Portrait of a man with a beard, likely a work by Pablo Picasso.

1937



Portrait of a man with a beard, likely a work by Pablo Picasso.

Do any of the dates for these paintings surprise you?

Changing Faces

What makes a good cubism portrait?

- bold Colours
- block Colour
- bold, Black lines
- different proportion
- strange placement
- strong shapes
- show emotion

Key Terms

Cubism, portrait, bold, bright, form, shape design, proportion

Create your own cubism portrait, using your emotions and face guide and dice create your own portrait. Remember to use different proportions and designs for your cubism face.



Portrait of a man in a cubist style, likely a work by Pablo Picasso.



Portrait of a woman in a cubist style, likely a work by Pablo Picasso.



Portrait of a man in a cubist style, likely a work by Pablo Picasso.

Plenary: The Art Sandwich




Using the areas discussed earlier in the lesson, complete your peer assessment on your activity sheet.

- bold Colours
- block Colour
- bold, Black lines
- different proportion
- strange placement
- strong shapes
- show emotion



















































Pause for Thought

Think about what your partner has done particularly well today and what they could do better.



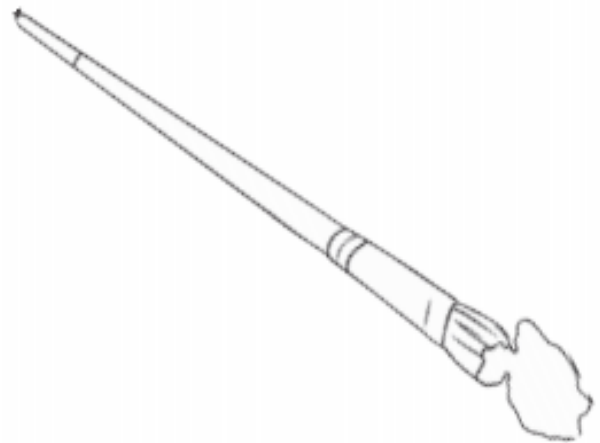
Changing Faces

Using the chart below and a dice, create your own Cubist portrait inspired by Pablo Picasso.

	1st Roll	2nd Roll	3rd Roll	4th Roll	5th Roll	6th Roll	7th Roll
	Head Shape	1st Eye	2nd Eye	Nose	Mouth	1st Ear	2nd Ear
							
							
							
							
							
							

Early Finishers Task: Write an Artist Statement

- What does your portrait show?
- What emotions are you trying to get across?
- How have you tried to portray this?
- Do you have a style that is unique to you?
- What materials have you used?
- How do viewers feel when they look at your work?
- How do they know it is yours?
- How did you feel when creating this work and how do you feel about the work now?



Title of Your Piece:

Artist:

Artist Statement: _____

Look at these painting what do you see?



Choose a couple of Pictures and describe: what colours you see.

What images are there?

What does it make you think of?

Can you explain how they are painted in a cubist style.

[illegible]

