











YEAR 2 HOME LEARNING TIMETABLE


Timetable	Activities
 SPAG	Complete the SPAG (Spelling and Grammar) sheets
 Maths	Complete the Maths Tasks that Miss Cheng has set for you. Spend 15 minutes on <u>Doodle Maths</u> to complete the homework for this week.
 Break	Have a snack!
 English	Complete the English Tasks that Miss Cheng has set for you.
 Lunch	Eat your lunch!
 Special	<ul style="list-style-type: none"> • Spanish • Drama • Science • Art • Music
 Break	Have a snack!
 PE	Try Go Noodle Family 
 Reflection	<p><u>Think, reflect and discuss:</u></p> <p>Every day: What was your favourite part of your day?</p> <p>Mon: Would you rather be a snake or a spider? Why?</p> <p>Tues: Would you rather be superhero or a super villain? Why?</p> <p>Wed: Would you rather eat apple pie or donuts? Why?</p> <p>Thurs: Would you rather sleep in a tent or on the beach? Why?</p> <p>Fri: Would you rather be smart or famous? Why?</p>

SPELLING - MONDAY

The /l/ Sound Spelt With 'el'

e o x c m c u c a m e l
j v h g c a j q c j w k
o t r a v e l r d v a i
g t p y n k g g o t n w
m s q u i r r e l i k r
i p s l s o b g h n t b
j j w q p x b u c s u a
h e y g q n x q s e n g
a w w q o c z d y l n e
z e g k y w r t o w e l
e l v t w i f h l j l o
l v o w e l p u c b f f

camel	travel	bagel	jewel
tunnel	towel	hazel	
squirrel	tinsel	vowel	



SPAG - TUESDAY

a Underline the adverbs in this sentence.

The children clearly and carefully read their stories out loud to each other.



c Tick the exclamation sentence.

- ☐ Did you watch the match?
- ☐ How lovely it was to see you play tennis!
- ☐ Throw me another ball!



e Oh no! Mr Whoops is getting in a muddle. Tick the sentence he should use.

- ☐ We camped outside on the beach last weekend.
- ☐ We camp outside on the beach last weekend?
- ☐ We camping outside on the beach last weekend.



b Extend this sentence using the conjunction 'that'. Write the whole new sentence in full.

They found a great rocket...



d Circle the correct homophone for each picture.



their
there
they're



their
there
they're



their
there
they're

f Write a command sentence about this picture.



a Circle the conjunction in each of these sentences.

He liked to skateboard or cycle to work every day.

The crab loved the pier but the seagulls always tried to peck him there!



c Underline the compound word in each of these sentences.

The waterfall was very pretty.

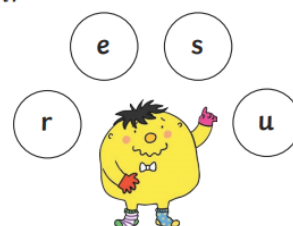
He got some new sunglasses.



d Practise writing these year 2 common exception word spellings.

sure _____
sugar _____
who _____
whole _____
again _____

e Which year 2 common exception word has Mr Whoops been juggling with?



f Improve these sentences by creating an expanded noun phrase for each one.

Selma went up to the _____ attic.

He loved the picture of the _____ elephants.

b Write each of these sets of words as one word, using an apostrophe.

he is _____

we are _____

WRITE 4 WAYS

SPELLING - WEDNESDAY

[illegible]

SPAG - THURSDAY

Correct the Spelling Mistake

The spelling mistakes in these sentences have been circled. Write the correct spelling for each circled word in the box.

1. "I wood like to come to your party." said Jo.

--

2. Mary wore her coat becoz it was cold.

--

3. The cup did not brayk when it fell on the floor.

--

4. "I can proov that it was you." said Mai.

--

5. "Is there enny more pudding?" asked Sally.

--

6. The garden looked very prity.

--

7. "Please can you pars the milk?" asked dad.

--

8. Mt Jones was late for work.

--

HANDWRITING - FRIDAY

The /l/ Sound Spelt With 'el'

camel

tunnel

squirrel

travel

towel

tinsel

bagel

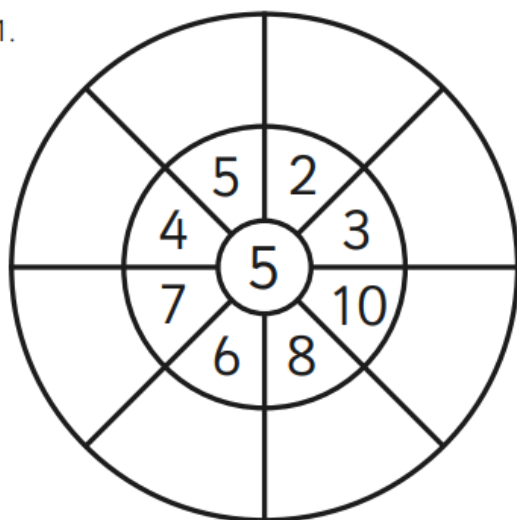
hazel

vowel

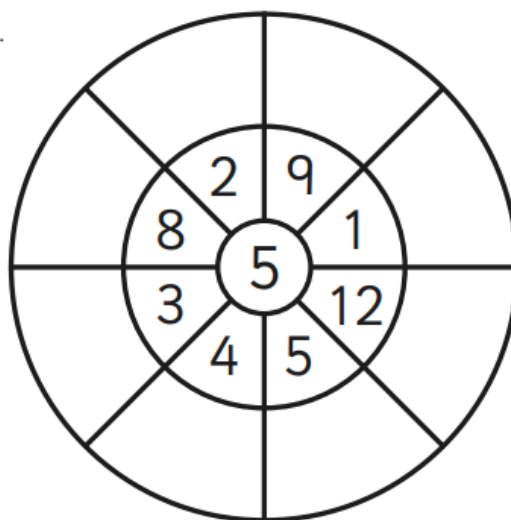
jewel

5 Times Table Multiplication Wheels

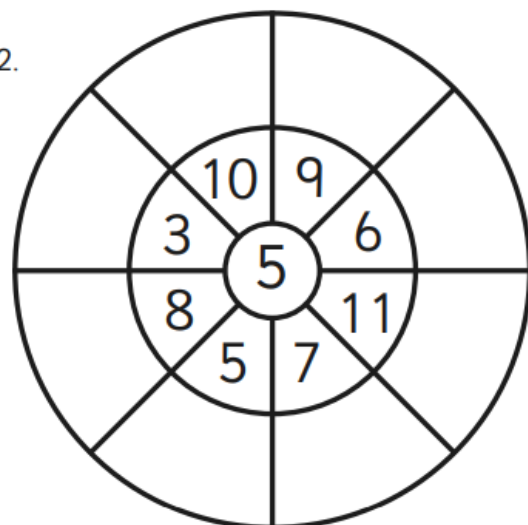
1.



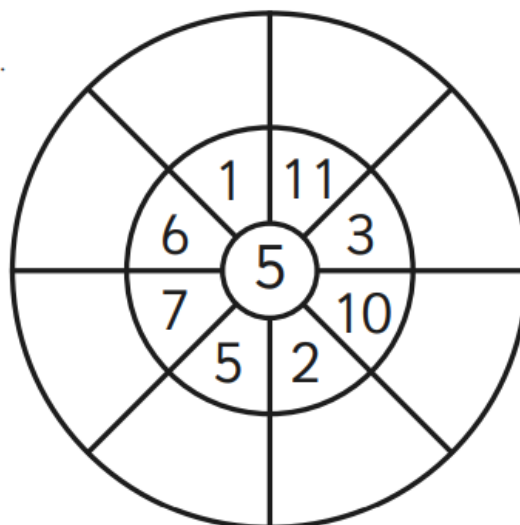
4.



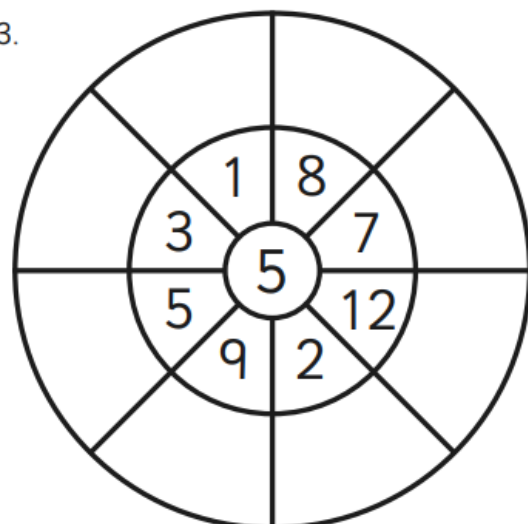
2.



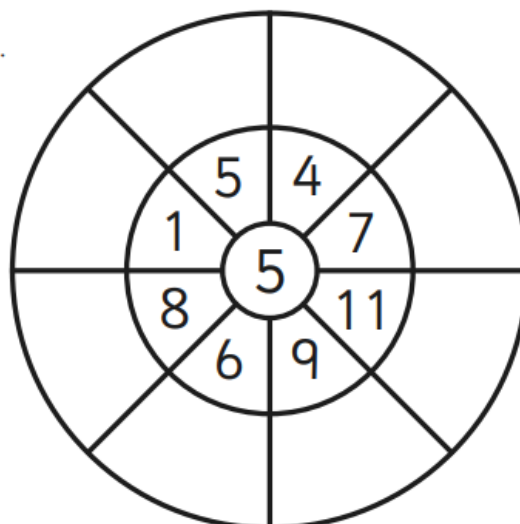
5.



3.

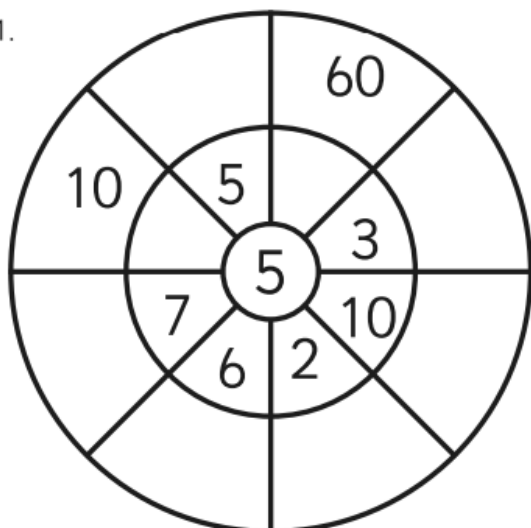


6.

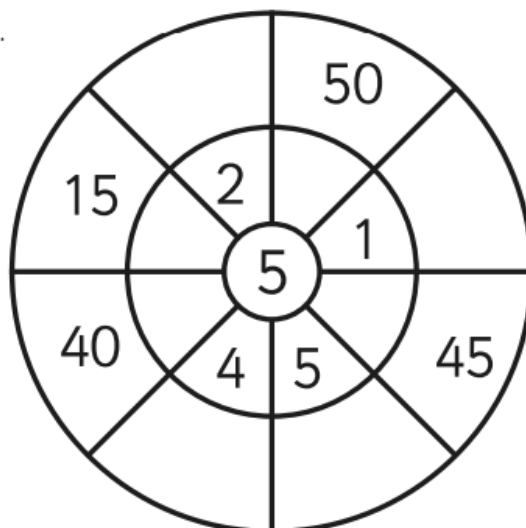


5 Times Table Multiplication Wheels

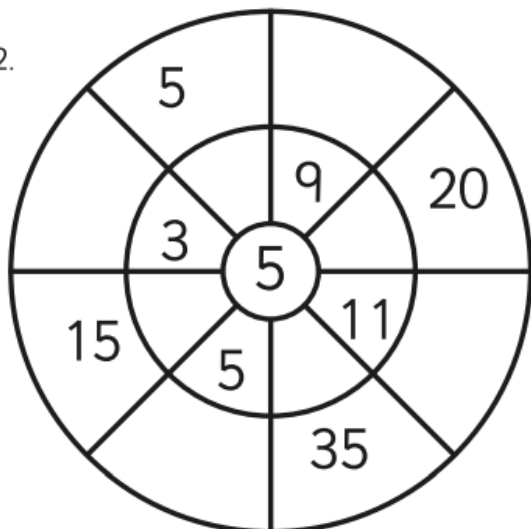
1.



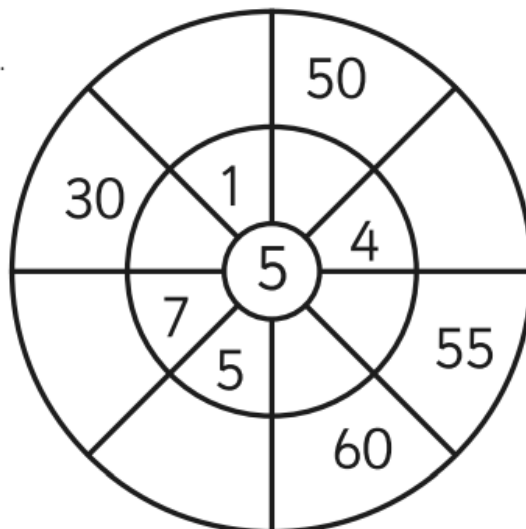
4.



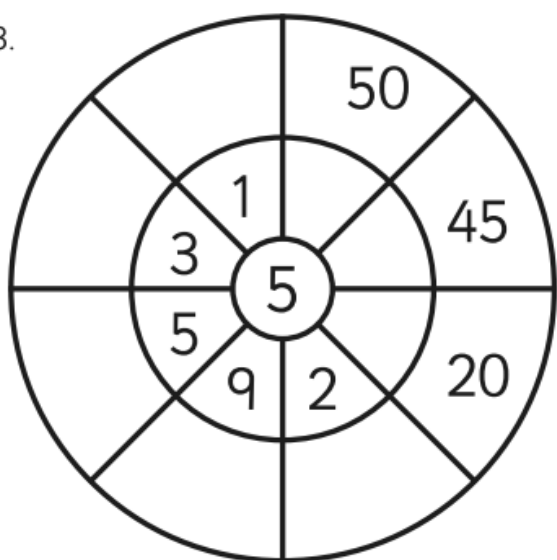
2.



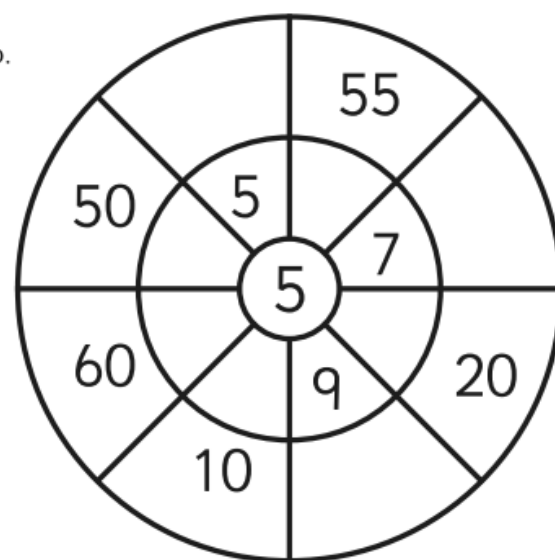
5.

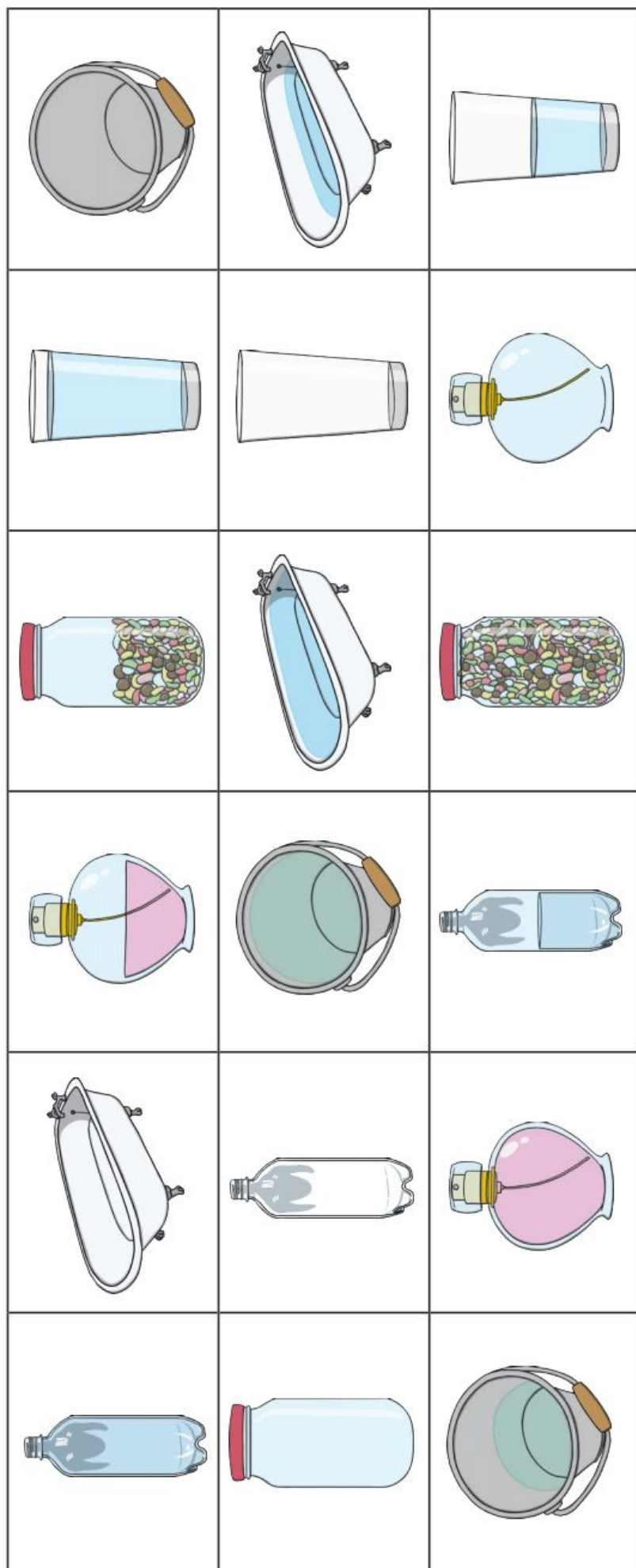


3.



6.





Cut and sort
the pictures.






Write:





> < or =

between each
picture.

Blank page

Glue your answers on this page. The first is done for you.





Wednesday

Reading Scales

Carl, Aneesa and Amelia are racing at the fair. How fast is each of them driving?



Carl




Aneesa




Amelia


Write the weight of the flour.



Carl



Aneesa




Amelia

The children place a thermometer in 3 different rooms in the house. Write the temperatures in the rooms.

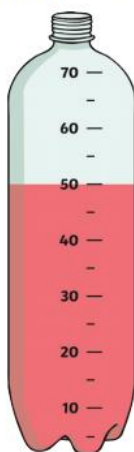


Write how much liquid is in each bottle.


cherry




strawberry




banana




blueberry




apple



lemon




orange



Capacity and Volume

Can you draw a line on each container to show the water level at the correct volume?



half full



nearly full



nearly empty



full

Which container has the smallest capacity? **Circle one.**



Which container has the greatest capacity? **Circle one.**



Which container has the greatest capacity? **Circle one.**



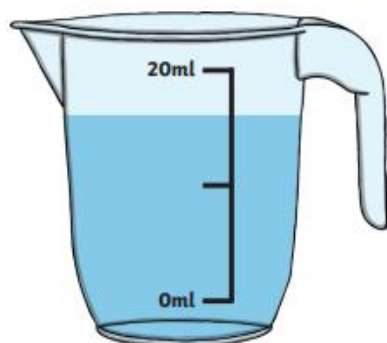
Which container has the smallest capacity? **Circle one.**



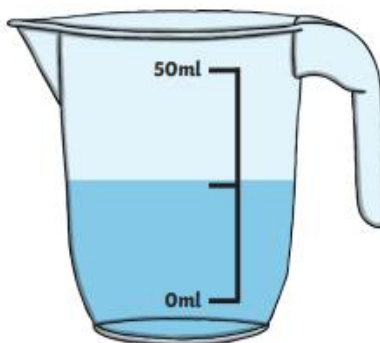
Estimating Volume

Aim: I can estimate volume.

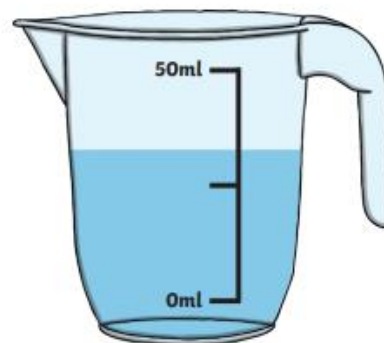
Estimate how much water there is in each jug.



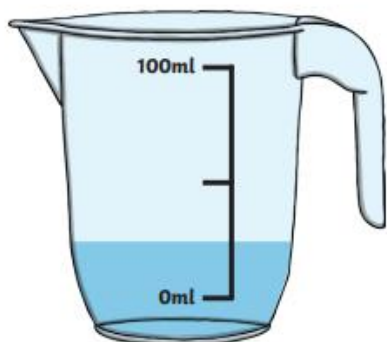
1. _____ ml



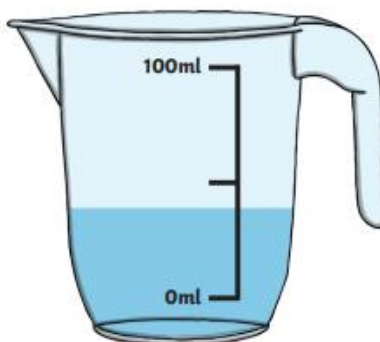
2. _____ ml



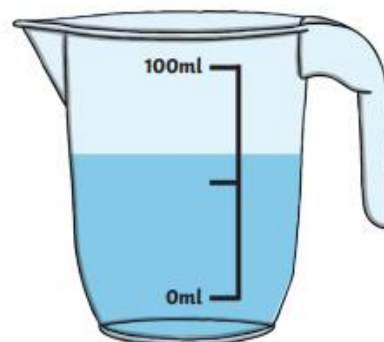
3. _____ ml



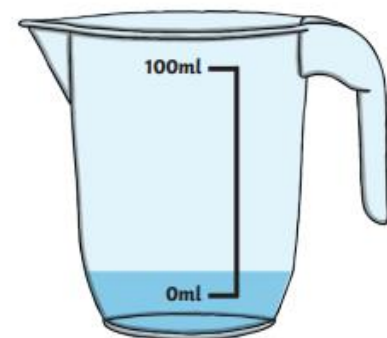
4. _____ ml



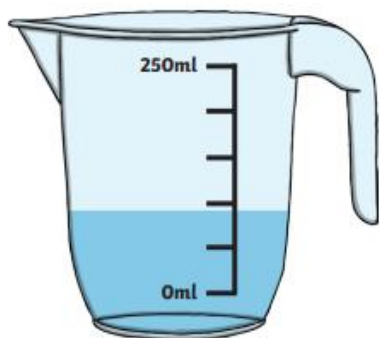
5. _____ ml



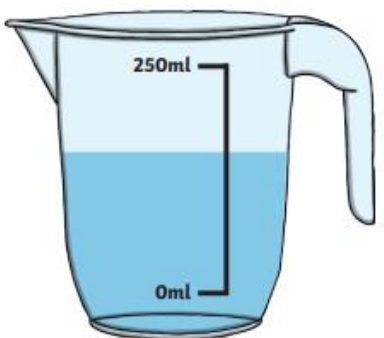
6. _____ ml



7. _____ ml



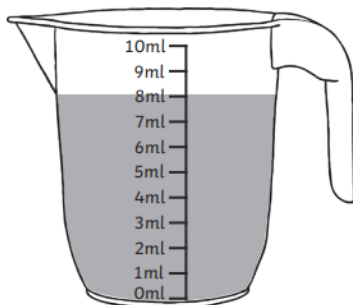
8. _____ ml



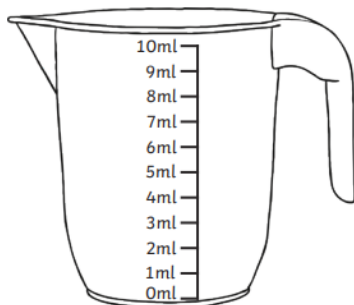
9. _____ ml

Colour the Measuring Jug

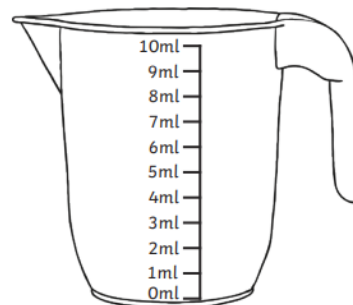
Colour each jug to show the correct volume.



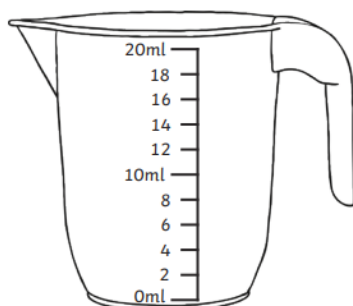
Example: 8ml



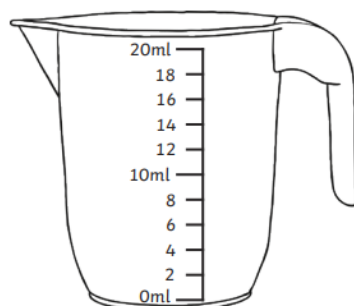
3ml



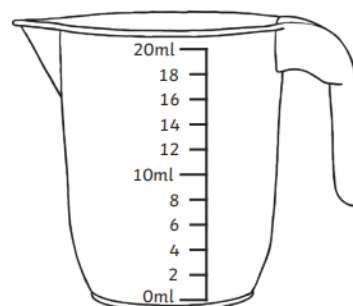
9ml



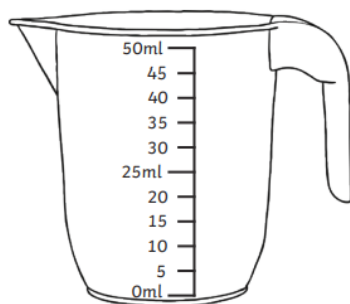
4ml




12ml



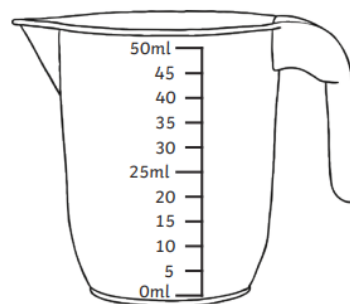
16ml



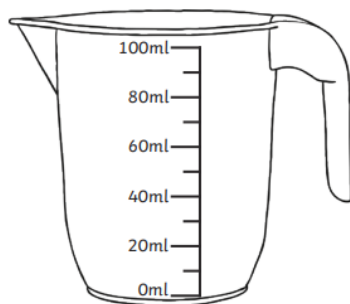
35ml



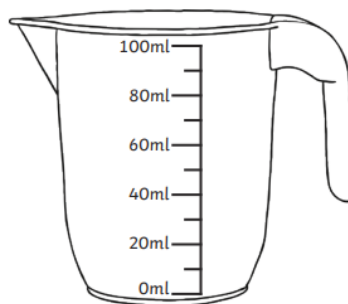
15ml



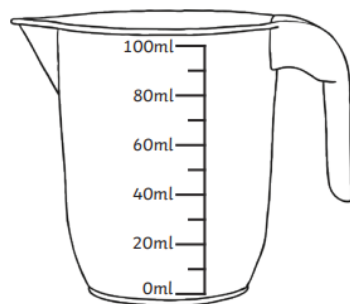
50ml



30ml



70ml



10ml

Challenge: Circle the jug with the **highest** volume of water.

Maths Activity Mat

Friday

Section 1

Fill in the missing boxes.

$2 \times 6 = \boxed{}$

$6 \times 2 = \boxed{}$

$\boxed{} \div 2 = 6$

Write the last division number sentence in the pattern:

$\boxed{} \div \boxed{} = \boxed{}$

Section 2

I think of a number.

I double it.

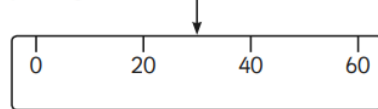
I subtract 4.

My answer is 8

What was the number I was thinking of?

Section 3

What number would the arrow be pointing to?



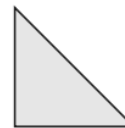
Section 4

Kalim is saving up to buy a toy Velociraptor. He needs £24. He has £12. How much more does he need to save?



Section 5

Draw a line of symmetry on each shape.



Section 6

Put a circle around all the words that mean +

- minus
- subtract
- total
- multiply
- sum of
- less than
- altogether
- add
- plus
- divide
- equal

Section 7

A gardener plants 5 rows of daffodil bulbs, and plants 6 in each row. How many daffodils will they have?

Section 8

Name 3 things you might see which are the shape of a cuboid.

Section 1

There are 16 cars in a car park.

$\frac{1}{4}$ of them are white. How many are not white?

Section 2

Put these numbers in order, smallest to largest:

82 28 18 48 89

--	--	--	--	--

Section 3


This table shows the number of girls and boys who have pets, in Class 2A. Show the numbers as a tally.

Pet	Girls	Tally	Boys	Tally
Dog	13		10	
Cat	5		7	
Rabbit	2		1	

Section 4

Draw the hands on the clock to show this time:

Quarter past 7



Section 5

What 2D shape is at the ends of a cylinder?

.....

Section 6

I have a pound coin.

I buy a lolly for 25p.

How much change will I be given?

Which coins could I be given in change?



Section 7

Fill in the missing numbers:

$4 \times 2 = 10 - \boxed{}$








$15 \div 3 = 15 - \boxed{}$

Section 8

What 2 shapes will come next in the pattern?




YEAR 2 ENGLISH HOME LEARNING

<p>Monday</p> <p> English</p>	<p><u>Task: Write a setting description</u></p> <ul style="list-style-type: none">• What can you see?• What can you feel?• What can you hear?• What do you smell?	
<p>Tuesday</p> <p> English</p>	<p><u>Text: Mini Marvels</u></p> <p>Read Mini Marvels online</p> <p>https://www.oxfordowl.co.uk/api/interactives/12949.html</p>	<p>Task:</p> <p>Complete the interactive tasks.</p> <p>Click on these icons:</p> <p> Activity  Find out!</p> <p>Write a Mini Marvel Fact File</p>
<p>Wednesday</p> <p> English</p>	<p><u>Text: Games from around the world</u></p> <p>Task: Answer comprehension questions</p>	
<p>Thursday</p> <p> English</p>	<p><u>Text: Understanding Social Distancing</u></p> <p>Task: Answer comprehension questions</p>	
<p>Friday</p> <p> English</p>	<p><u>Text: Understanding Social Distancing</u></p> <p>Task: Make a poster explaining what social distancing is</p> <ul style="list-style-type: none">• What is social distancing?• Why are we social distancing?• Who needs to social distance?	

Key Words


breathhtaking arctic



Can you write a paragraph about this setting?

This image shows a blank sheet of white paper with horizontal ruling lines. The lines are evenly spaced and run across the width of the page. There are no margins, text, or other markings on the paper.

Mini Marvel Fact File



Description

Interesting Facts

Habitat


Games From Around The World



All around the world, children play all sorts of different games. You don't need expensive games or lots of space to play a great game, just some imagination!


Play can be inside or outside, and you can play on your own or with lots of friends. Some games are calm and quiet, whilst others are very noisy! Some games like football, chess and jigsaw puzzles are popular in lots of countries so they have the same rules and equipment wherever they are played. But some games are only well known in certain countries.

Here are five games that children in different countries like to play:



Pilolo – from Ghana

Pilolo is a hiding game using sticks, stones, coins or other small items. One child hides the objects. It's then a race for all the other players to find one of the hidden items and get back to the finish line first. You need quick eyes and quick feet for this game!



Statues – from Greece

One child is 'it' and stands in the centre of a large space, counting loudly. The other players walk around waiting for that child to shout, 'statue'. When they hear this word, the players freeze like statues. Anyone who is moving is out. Then, the child who is 'it' tries to make the others laugh or move. The last player remaining as still as a statue is the winner and becomes the new 'it'. This game can be great for practising your balance if you are standing in an awkward position.

Oonch Neech – from Pakistan

The name of this game means 'up down'. It involves lots of running around. Children have to be 'up' off the ground, such as on a chair, or 'down' where they must be touching the ground. One child is 'it' and has to catch the others. It uses up lots of energy and is great fun.



Kangaroo Skippyroo – from Australia

In this game, one child pretends to be a sleeping kangaroo with its eyes shut. When a player touches the kangaroo's shoulder, the kangaroo has to guess who it is. This game is all about guessing.



Pass the Parcel – from the United Kingdom

A parcel, covered in layers of paper, is passed from child to child to the sound of music. Whenever the music stops, the child holding the parcel removes one layer of paper and then passes the parcel on. The game stops when a lucky child removes the last piece of paper and wins the present inside. This game is often played at parties. Another person (usually an adult) is needed to start and stop the music during the game. This game is mainly about luck.



These questions are about *Games From Around the World*

(page 1)

1 Children around the world...

Tick **one**.

do not like playing games.

☐

only play one game.

☐

play many games.

☐

must have very expensive games.

☐

(page 1)

2 **Find** and **copy two** things that could be hidden in *Pilolo*.

1. _____

2. _____

(page 2)

3 Look at the *Statues* section.

Why is *Statues* a good name for this game?

(page 2)

4 What do the words *Oonch Neech* mean?

(pages 1-2)

- 5 One player does something different from the other players in all five games.

What are they doing differently in...

(a) *Pilolo*?

(b) *Kangaroo Skippyroo*?

(pages 1-3)

- 6 Draw **four** lines to match these games to what the text says you need to win each one.

Oonch Neech •

Pilolo •

Statues •

Pass the Parcel •

• energy

• speed

• luck

• balance

(pages 1-2)

- 7 Put ticks in the table to show which sentences are **true** and which are **false**.

Sentence	True	False
In <i>Pilolo</i> , players try to find hidden items.		
In <i>Statues</i> , one child shouts, 'freeze'.		
In <i>Oonch Neech</i> , players must stand very still.		
<i>Kangaroo Skippyroo</i> is a game all about luck.		

Understanding Social Distancing



This is Abdul.

This is Abdul. Abdul is going back to school after a long time at home. He stayed there because a virus is making some people ill. Abdul follows the rules to help to stop the virus from spreading.



He washes his hands with soap and water.



He sneezes into tissues and puts them in the bin.



He has not seen any friends or family members that he does not live with.

This is Jack.

Jack and Abdul are friends. They are excited to see each other but they feel a bit unsure. What will school be like?




Miss Lal is their teacher.

She knows that school will look a bit different because of the virus. It is important to follow the rules that might stop the virus from spreading.

Jack and Abdul will be part of a bubble. That means they will learn, play and eat with just a few other children and adults.

They will have their lunch and outdoor play at a different time than normal and they might spend more time outside than usual.



Understanding Social Distancing




Jack and Abdul won't be able to play with their friends if they are part of different bubbles. They are a bit sad about this but Miss Lal says that they can wave to their friends when they see them. They will need to stay two metres apart from people that are not in their special bubble.



Miss Lal will help Jack and Abdul to remember to keep washing their hands with soap and water. She will remind them to use their own equipment and not to share it with other children. They will need to catch sneezes in tissues.

This will help to stop the virus from spreading. Best of all, Miss Lal will help Jack and Abdul to have fun!



Questions

1. What is Abdul's friend called? Tick one.

- ☐ Ben
- ☐ Jack
- ☐ Miss Lal

2. What does Abdul do to help to stop the virus from spreading? Tick **two**.

- ☐ He washes his hands with soap and water.
- ☐ He sneezes into tissues.
- ☐ He plays out with his friends.

3. Number the sentences from 1-3 to show the order in which they appear in the story.

- ☐ She will remind them to use their own equipment.
- ☐ Abdul is going back to school.
- ☐ She knows that school will be different.

4. Fill in the missing word.

They will follow _____ that might keep the virus from spreading.

5. How do Jack and Abdul feel?

6. Why do Jack and Abdul need to stay two metres apart from people who are not in their bubble?

Miss Cheng's sister doesn't understand what social distancing means and why we need to social distance.










Please write and draw what social distance means to you so I can share it with my sister.

Answer these questions in your writing:

- What is social distancing?
- Why are we social distancing?
- Who needs to social distance?

Week beginning 6th July 2020 - Home Learning Year 2 Miss Cheng


[illegible]

Time	Timetable	Activities
Monday 60 minutes	Spanish  Special	<u>Colours in Spanish</u>  Colour the numbers in colour written in Spanish! Revise the colours in Spanish!
Tuesday 60 minutes	Drama  Special	<u>Play charades</u> All the phrases are actions to act out. Take turns acting out a phrase silently in front of another person. The other person needs to try and guess what you are acting out.
Wednesday 60 minutes	Science  Special	<u>Brilliant Boats</u> <ul style="list-style-type: none"> • Use tinfoil to create a simple boat design. • Try testing it by seeing how many coins it will hold. • What shape makes the best boat? • Don't forget to recycle the tinfoil after! 
Thursday 60 minutes	Art  Special	<u>Listen and draw!</u> Listen to Look Up! read by the author and then take part in a drawing session with the book's illustrator.  https://safeyoutube.net/w/6Lk6
Friday 60 minutes	Music  Special	<u>Every Bunny Dance!</u>  Read along to the story Every Bunny Dance. List all of the instruments and dances that appeared in the book. https://www.booktrust.org.uk/books-and-reading/have-some-fun/storybooks-and-games/everybunny-dance/

En La Costa

Colorea el vocabulario de la costa por números

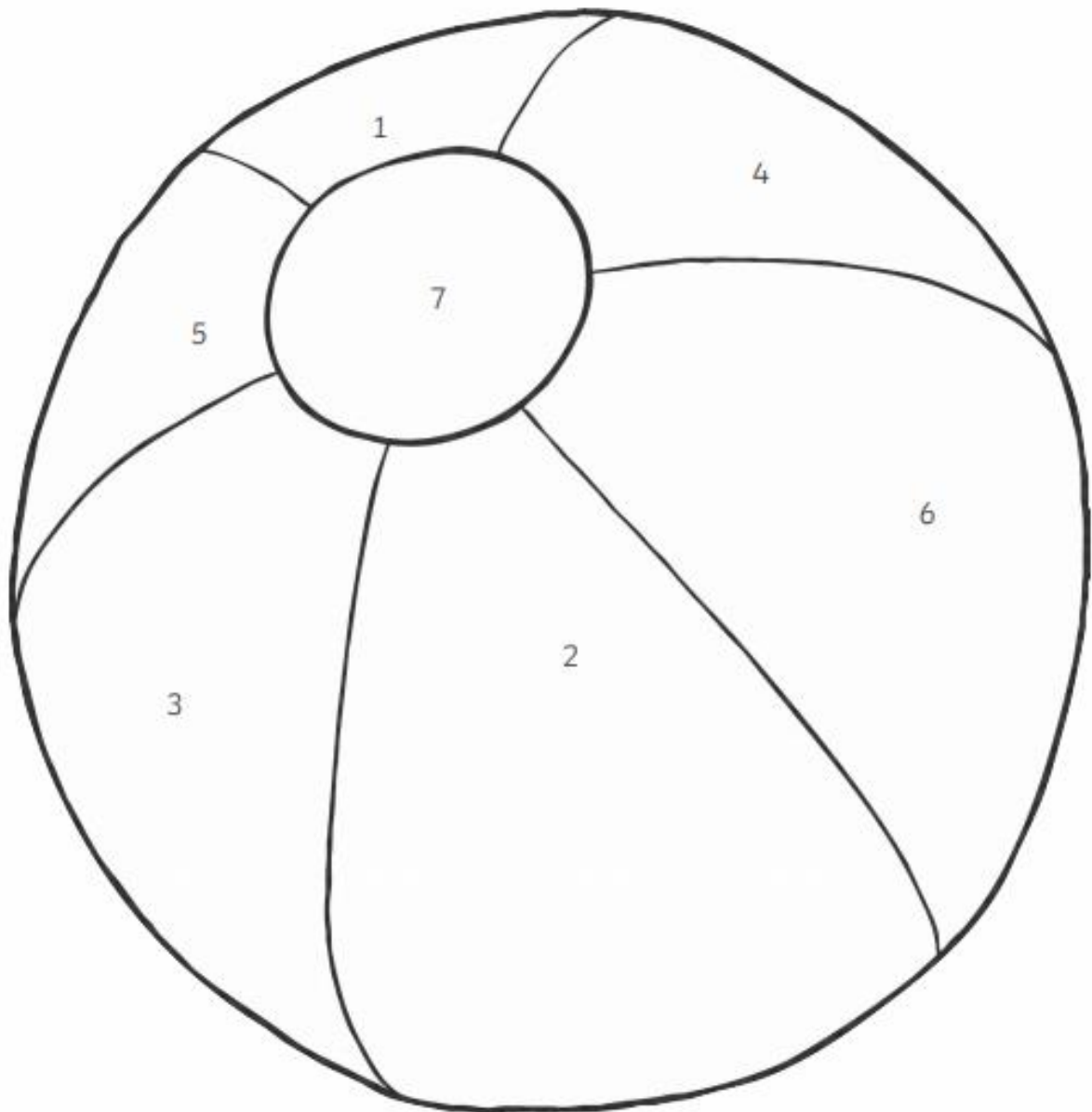
1	2	3	4	5	6	7
verde	rojo	amarillo	azul	rosa	morado	naranja



En La Costa

Colorea el vocabulario de la costa por números

1	2	3	4	5	6	7
verde	rojo	amarillo	azul	rosa	morado	naranja



CHARADES

Dancing a ballet	Washing the dishes
Shopping at Tesco	Playing football
Going bowling	Scuba diving
Building a campfire	Riding a horse
Filming a movie	Visiting the zoo
Finger painting	Baking bread
Ironing a shirt	Paddling in a canoe
Having a food fight	Flipping pancakes
Riding a motorcycle	Hailing a taxi
Playing hopscotch	Mowing the lawn
Watering the garden	Building a sandcastle
Feeding the ducks	Setting up a tent
Milking a cow	Delivering mail
Rock climbing	Sorting laundry
Chasing a tornado	Landing an airplane
Playing chess	Raking leaves
Flying a kite	Playing baseball
Chasing a tornado	Whale watching
Sewing a button	Making a pizza

